

Region One Boys & Girls Basketball Tournament

2010 Event Settlement

Revenue - GATE RECEIPTS

Ticket Sales - Gate \$ 26,270.00  
 Ticket Sales - Boys \$ 48,384.00

Total Revenue \$ 74,652.00

EXPENSES

RSEC Flat Fee \$ (17,500.00)  
 Trophies \$ (523.00)  
 Officials \$ (1,103.50)

Refreshments - Pairings Party \$ (222.00)

Total Expenses \$ (22,448.50)

NET GATE RECEIPTS FROM TOURNAMENT \$ 41,213.36

Sponsorship

Revenue \$ 9,760.00

Off the Top Expenses:

Banner \$ (424.00)  
 Sales Commission \$ (1,950.00)  
 Video Board Operator \$ (250.00)

Net Sponsor Pool \$ 7,126.00

70% to KHSAA \$ 4,988.20  
 30% to RSEC \$ 2,137.80

TOTAL DUE KHSAA (GATE + SPONSORSHIP) \$ 56,201.56

Girls Boys  
 Ticket Sales \$25,276.00 \$48,384.00  
 Sponsorship Revenue (\$70% to KHSAA) \$2,494.10 \$2,494.10

Total Revenue \$27,772.10 \$50,878.10

Expenses

RSEC Flat Fee (\$4,574.00) (\$12,926.00) \*break-up agreed by MSU and Region 1  
 Trophies (\$311.53) (\$311.53)  
 Officials (\$2,015.40) (\$2,088.10)

Refreshments - Pairings Party (\$111.00) (\$111.00)

Total Expenses (\$7,011.93) (\$15,436.71)

NET GATE RECEIPTS FROM TOURNAMENT \$20,760.17 \$35,441.39

Regional Champs (5%) \$1,038.01 \$1,772.07

Net gate minus 5% \$19,722.16 \$33,669.32

50% of "Net Gate minus 5%" \$9,861.08 \$16,834.66

1/16 share of "50% of Net Gate minus 5%" to each team in the region \$616.32 \$1,052.17

1/6 share of "50% of Net Gate minus 5%" to each team who played in the region \$1,232.64 \$2,104.33

Girls Payouts

Regional Winner: Murray \$2,888.85  
 Regional participants: Hickman Co \$1,848.85  
 Heath \$1,848.85  
 Graves \$1,848.85  
 Paducah Tilghman \$1,848.85  
 Carlisle Co \$1,848.85  
 Ballard Memorial \$1,848.85  
 Calloway Co. \$1,848.85

Non participants in regional tournament:

CCA \$616.32  
 Marshall Co. \$616.32  
 St. Mary \$616.32  
 Fulton Co \$616.32  
 Lone Oak \$616.32  
 Mayfield \$616.32  
 Fulton City \$616.32  
 Reidland \$616.32

CHECK \$20,760.17

Boys Payouts

Paducah Tilghman \$4,928.57  
 Marshall Co \$3,158.50  
 Ballard Memorial \$3,158.50  
 Fulton City \$3,158.50  
 Graves Co. \$3,158.50  
 Calloway Co. \$3,158.50  
 Fulton Co. \$3,158.50  
 Heath \$3,158.50

Reidland \$1,052.17  
 Hlozman Co. \$1,052.17  
 CCA \$1,052.17  
 Lone Oak \$1,052.17  
 St. Mary \$1,052.17  
 Murray \$1,052.17  
 Mayfield \$1,052.17  
 Carlisle Co. \$1,052.17

CHECK \$35,441.39

Banner # 0050686 Chan 1  
 Contact Amy Maness # 5577  
 A/P use only



**KHSAA Regional Basketball Tournament Financial Report**  
 (return one copy to KHSAA by published deadlines. File separate reports if Girls and Boys  
 Tournaments are held separately)

KHSAA Form BK106  
Rev. 01/06

**MAR 22 2010**

REGION # 2 BOYS      or GIRLS x HELD AT Webster County High School DATES 3/1-3/6

Part A	REVENUE ITEMS	Price(s)	Receipts	Totals
	Ticket Sales	\$6.00	\$16,986.00	
	Broadcasting		x	
	Sponsorship		x	
	TOTAL REVENUE (1)			\$16,986.00
Part B	EXPENSE ITEMS		Expenses	
	Game Officials		\$1969.80	
	Trophies		\$70.70	
	Travel for Participating Teams		\$860.00	
	Other Itemized Expenses approved by majority vote of schools in tournament (provide separate listing or list on back of this form)		\$3369.00	
	TOTAL EXPENSES (2)			\$6269.50
Part C	Net Profit (Part A (1) minus Part B (2) total)			\$10,716.50
Part D	Allowance to Host School - Maximum 15% for rental and incidental expenses unless otherwise approved by majority vote		\$801.83	
Part E	Profit Subject to Division by Schools (Part C minus Part D)			\$9914.67
Part F	Amount set aside for non participating schools by vote of ALL schools per Constitution Article VII, Section 2		\$3500.00	
Part G	Amount to be Divided Among Participating Schools (Part E minus Part F)			\$6414.67

**LIST BELOW INDIVIDUAL AMOUNTS FOR REGIONAL TOURNAMENT NET PROFITS FROM PART E ABOVE, NOT INCLUDING TRAVEL EXPENSES**

School	Amount	School	Amount	School	Amount
Caldwell Co.	801.83	Madisonville NH	801.83		
Christian Co.	801.83	Webster Co.	801.83		
Crittenden Co.	801.83				
Lyon Co.	801.83				
Henderson Co.	801.83				
Hopkinsville	801.83				

**PAID ATTENDANCE BY SESSIONS (Tickets Sold NOT money received)**

BOYS			GIRLS			COMBINED	
Session	Paid		Session	Paid		Session	Paid
1			3/1	600			
2			3/2	383			
3			3/5	1066			
4			3/6	782			
5							
6							
7							
Total			Total			Total	

**\*\* NOTE \*\* IF ANY OTHER PLAN FOR THE DIVISION OF TOURNAMENT RECEIPTS IS USED, A MAJORITY VOTE OF THE PARTICIPATING SCHOOLS MUST BE OBTAINED, DOCUMENTED, AND SENT TO THE KHSAA.**

Bob W. Dych  
MANAGER

Webster County High School  
SCHOOL

(270)639-5092  
DAYTIME PHONE

**2nd Region Girls Basketball Tourney 2010**  
**March 1, 2, 5, 6**  
**Webster County High School**

**I. Gate Receipts**

March 1, 2010	600 tickets	x \$6.00	\$3600
March 2, 2010	383 tickets	x \$6.00	\$2298
March 5, 2010	1066 tickets	x \$6.00	\$6396
March 6, 2010	782 tickets	x \$6.00	\$4692
<b>TOTAL:</b>			<b>\$16986.00</b>

**II. Expenses**

Ticket sellers and takers	6 x \$20.00 = \$120.00 X 7 games	\$840.00
Clock keeper	\$20 per game x 7 games =	\$140.00
Scorebook keeper	\$20 per game x 7 games =	\$140.00
Announcer	\$20 per game x 7 games =	\$140.00
Tournament Director		\$500.00
Parking	\$75 per night x 4 nights =	\$300.00
Security	\$93.75 per night x 4 nights = (1 dep.x3 nights, 2 dep.x 1night)	\$375.00
Custodians	\$87.50 per night x 4 nights = (4 cust x 3 nights, 2cust x1night)	\$350.00
Secretary Fee	\$35.00 per night X 4 nights	\$140.00
Awards		\$444.00
<small>(All Region cheerleader/players, Academic cheerleader, Individual Medallions)</small>		
Second Region Policy Board		\$3500.00
Game Officials		\$1969.80
Trophy (runner-up) (includes shipping per KHSSA Handbook)		\$70.70
Travel (team @ \$1.00 per mile)		\$860.00
<b>TOTAL:</b>		<b>\$ 9769.50</b>

**III. Division of Profits:**

**Total Profits: \$ 7216.50 / 9 = 801.83**

<b>School</b>	<b>Share</b>	<b>Mileage</b>	<b>Total</b>
Caldwell County	801.83	76.00	877.83
Christian County	801.83	120.00	921.83
Crittenden County	801.83	140.00	941.83
Lyon County	801.83	100.00	901.83
Henderson County	801.83	150.00	951.83
Hopkinsville High	801.83	130.00	931.83
Madisonville North	801.83	144.00	945.83
Webster County	801.83	0 + 801.83 Host school	1603.66



**KHSAA Regional Basketball Tournament Financial Report**  
 (return one copy to KHSAA by published deadlines. File separate reports if Girls and Boys  
 Tournaments are held separately)

KHSAA Form BK106  
 Rev. 01/06

REGION # **2** BOYS **X** or GIRLS HELD AT **Madisonville North Hopkins High** DATES **March 3, 4, 8, 9 2010**

<b>Part A</b>	<b>REVENUE ITEMS</b>	<b>Price(s)</b>	<b>Receipts</b>	<b>Totals</b>
	Ticket Sales	6.00	22,098.00	
	Broadcasting			
	Sponsorship			
	<b>TOTAL REVENUE (1)</b>			<b>22098.00</b>
<b>Part B</b>	<b>EXPENSE ITEMS</b>		<b>Expenses</b>	
	Game Officials		1949.50	
	Trophies		58.45	
	Travel for Participating Teams		914.00	
	Other Itemized Expenses approved by majority vote of schools in tournament (provide separate listing or list on back of this form)		10,439.00	
	<b>TOTAL EXPENSES (2)</b>			<b>13360.95</b>
<b>Part C</b>	<b>Net Profit (Part A (1) minus Part B (2) total)</b>			
<b>Part D</b>	<b>Allowance to Host School - Maximum 15% for rental and incidental expenses unless otherwise approved by majority vote</b>			
<b>Part E</b>	<b>Profit Subject to Division by Schools (Part C minus Part D)</b>			<b>8737.05</b>
<b>Part F</b>	<b>Amount set aside for non participating schools by vote of ALL schools per Constitution Article VII, Section 2</b>			
<b>Part G</b>	<b>Amount to be Divided Among Participating Schools (Part E minus Part F)</b>			<b>8737.05</b>

**LIST BELOW INDIVIDUAL AMOUNTS FOR REGIONAL TOURNAMENT NET PROFITS FROM PART E ABOVE, NOT INCLUDING TRAVEL EXPENSES**

School	Amount	School	Amount	School	Amount
Christian County	1180.79	Webster County	1018.79		
Henderson Co	1180.79	Madisonville NH	970.79		
Hop Co Central	996.79	Madisonville NH	970.79		
Hopkinsville	1040.49				
Livingston Cent	1120.79				
Lyon County	1170.79				

**PAID ATTENDANCE BY SESSIONS (Tickets Sold NOT money received)**

BOYS		GIRLS		COMBINED	
Session	Paid	Session	Paid	Session	Paid
1	3630.00				
2	5472.00				
3	7032.00				
4	5964.00				
5					
6					
7					
<b>Total</b>	<b>22,098.00</b>	<b>Total</b>		<b>Total</b>	

**\*\* NOTE \*\* IF ANY OTHER PLAN FOR THE DIVISION OF TOURNAMENT RECEIPTS IS USED, A MAJORITY VOTE OF THE PARTICIPATING SCHOOLS MUST BE OBTAINED, DOCUMENTED, AND SENT TO THE KHSAA.**

S. Gale Travis, CMAA  
 MANAGER

Madisonville North Hopkins  
 SCHOOL

270-825-6017 x211  
 DAYTIME PHONE

Region 2 Boys' Basketball Tournament  
Madisonville North Hopkins High School  
March 3, 4, 8, 9, 2010  
Itemized Expenses

Tournament Manager	\$ 500
Treasurer	280
Gate Workers	700
Region 2 Policy Board	5,500
Clock Operator	140
Scorer	140
PA Announcer	140
Custodial	800
Parking	800
Security	1000
Plaques & Medallions	439

*Jale Travis, CMAA*  
*Madisonville North Hopkins*  
*3/11/10*



**KHSAA Regional Basketball Tournament Financial Report**  
 (return one copy to KHSAA by published deadlines. File separate reports if Girls and Boys Tournaments are held separately)

KHSAA Form BK108  
 Rev. 01/08

REGION # 3 BOYS  or GIRLS  HELD AT Butler Co. High DATES 3/3, 3/4, 3/6/16

Part A	REVENUE ITEMS	Price(s)	Receipts	Totals
	Ticket Sales	5.00	22,420.00	
	Broadcasting			
	Sponsorship			
	<b>TOTAL REVENUE (1)</b>			<b>22,420.00</b>
Part B	EXPENSE ITEMS		Expenses	
	Game Officials		2,208.70	
	Trophies		198.20	
	Travel for Participating Teams			
	Other Itemized Expenses approved by majority vote of schools in tournament (provide separate listing or list on back of this form)		3,788.35	
	<b>TOTAL EXPENSES (2)</b>			<b>6,145.25</b>
Part C	Net Profit (Part A (1) minus Part B (2) total)			<b>16,274.75</b>
Part D	Allowance to Host School - Maximum 15% for rental and incidental expenses unless otherwise approved by majority vote		4,484.00	
Part E	Profit Subject to Division by Schools (Part C minus Part D)			<b>11,790.75</b>
Part F	Amount set aside for non participating schools by vote of ALL schools per Constitution Article VII, Section 2			
Part G	Amount to be Divided Among Participating Schools (Part E minus Part F)			<b>11,790.75</b>

**LIST BELOW INDIVIDUAL AMOUNTS FOR REGIONAL TOURNAMENT NET PROFITS FROM PART E ABOVE, NOT INCLUDING TRAVEL EXPENSES**

School	Amount	School	Amount	School	Amount
Grayson	1,473.84	Muhlenberg	1,473.84		
O'boro Cath	1,473.84	Edmonson	1,473.84		
Meade	1,473.84				
Ohio	1,473.84				
Daviess	1,473.84				
Breckinridge	1,473.84				

**PAID ATTENDANCE BY SESSIONS (Tickets Sold NOT money received)**

BOYS		GIRLS		COMBINED	
Session	Paid	Session	Paid	Session	Paid
1					
2					
3					
4					
5					
6					
7					
Total		Total		Total	

**\*\* NOTE \*\* IF ANY OTHER PLAN FOR THE DIVISION OF TOURNAMENT RECEIPTS IS USED, A MAJORITY VOTE OF THE PARTICIPATING SCHOOLS MUST BE OBTAINED, DOCUMENTED, AND SENT TO THE KHSAA.**

Mark Allen Butler Co HS (270) 526-7204  
 MANAGER SCHOOL DAYTIME PHONE



**KHSAA Regional Basketball Tournament Financial Report**  
 (return one copy to KHSAA by published deadlines. File separate reports if Girls and Boys  
 Tournaments are held separately)

KHSAA Form BK106  
 Rev. 01/06

APR -2 2010

REGION # 3 BOYS x or GIRLS \_\_\_\_\_ HELD AT Owensboro Catholic DATES 3/2,3/5,3/8/10

Part A	REVENUE ITEMS	Price(s)	Receipts	Totals
	Ticket Sales 2799 @ \$5; 6065 @ \$6		\$50,388.00	
	Broadcasting			
	Sponsorship			
	TOTAL REVENUE (1)			\$50,388.00
Part B	EXPENSE ITEMS		Expenses	
	Game Officials		\$2,065.00	
	Trophies		\$ 294.03	
	Travel for Participating Teams			
	Other Itemized Expenses approved by majority vote of schools in tournament (provide separate listing or list on back of this form)		\$12,937.44	
	TOTAL EXPENSES (2)			\$15,296.47
Part C	Net Profit (Part A (1) minus Part B (2) total)			\$35,091.53
Part D	Allowance to Host School - Maximum 15% for rental and (20% gross as approved) incidental expenses unless otherwise approved by majority vote		\$10,077.60	
Part E	Profit Subject to Division by Schools (Part C minus Part D)			\$25,013.93
Part F	Amount set aside for non participating schools by vote of ALL schools per Constitution Article VII, Section 2			
Part G	Amount to be Divided Among Participating Schools (Part E minus Part F)			\$25,013.93

**LIST BELOW INDIVIDUAL AMOUNTS FOR REGIONAL TOURNAMENT NET PROFITS FROM PART E ABOVE, NOT INCLUDING TRAVEL EXPENSES**

School	Amount	School	Amount	School	Amount
Apollo	3126.74	OCHS	3126.7		
Breck inridge Co	3126.74	Ohio Co	3126.7		
Edmonson Co	3126.74				
Grayson Co	3126.74				
Hancock Co	3126.74				
Muhlenburg Co	3126.74				

**PAID ATTENDANCE BY SESSIONS (Tickets Sold NOT money received)**

BOYS			GIRLS			COMBINED	
Session	Paid		Session	Paid		Session	Paid
1	3449						
2	3013						
3	2402						
4							
5							
6							
7							
Total	8864		Total			Total	

**\*\* NOTE \*\* IF ANY OTHER PLAN FOR THE DIVISION OF TOURNAMENT RECEIPTS IS USED, A MAJORITY VOTE OF THE PARTICIPATING SCHOOLS MUST BE OBTAINED, DOCUMENTED, AND SENT TO THE KHSAA.**

*David Blaylock*  
 MANAGER

Owensboro Catholic High School  
 SCHOOL

270-684-3215  
 DAYTIME PHONE

<b>BOYS BASKETBALL REGION TOURNAMENT 2010</b>			
<b>INCOME</b>			
<b>FIRST ROUND GAMES</b>	<b>RECEIPTS</b>	<b>TICKETS SOLD</b>	<b>per ticket</b>
OCHS 3/2	\$3,900.00	650	\$6
Muhl Co 3/2	\$4,403.00	880	\$5
Grayson Co 3/2	\$5,405.00	1081	\$5
Breckinridge Co 3/2	\$4,190.00	838	\$5
<b>SEMI-FINAL GAMES</b>			
Gate 3/5	\$10,614.00	1769	
Presales 3/5	\$7,464.00	1244	
<b>CHAMPIONSHIP GAME</b>			
Gate 3/8	\$6,462.00	1077	
Presales 3/8	\$7,950.00	1325	
<b>Total</b>	<b>\$50,388.00</b>	<b>8864</b>	
<b>Game Date Receipts Tickets Sold</b>			
March 2, 2010	\$17,898.00	3449	
March 5, 2010	\$18,078.00	3013	
March 8, 2010	\$14,412.00	2402	
<b>Total</b>	<b>\$50,388.00</b>	<b>8864</b>	
<b>GROSS RECEIPTS</b>	<b>\$50,388.00</b>		
<b>TOTAL ALL EXPENSES</b>	<b>\$25,374.07</b>		
<b>NET PROFIT TO DIVIDE</b>	<b>\$25,013.93</b>		
Owensboro Catholic	\$3,126.74		
Edmonson Co	\$3,126.74		
Muhlenberg Co	\$3,126.74		
Hancock Co	\$3,126.74		
Breckinridge Co	\$3,126.74		
Ohio Co	\$3,126.74		
Grayson Co	\$3,126.74		
Apollo	\$3,126.74		
	<b>\$25,013.93</b>		



<b>BOYS BASKETBALL REGION TOURNAMENT 2010</b>				
<b>EXPENSES FIRST ROUND GAME</b>				
	Total 1st Round Expenses	Expenses	Officials	Sportscenter
OCHS 3/2	\$1,736.00	\$450.00	\$286.00	\$1,000.00
Muhl Co.3/2	\$736.00	\$450.00	\$286.00	
Grayson Co 3/2	\$664.00	\$350.00	\$314.00	
Breckinridge 3/2	\$499.27	\$178.27	\$321.00	
<b>TOTAL</b>	<b>\$3,635.27</b>	<b>\$1,428.27</b>	<b>\$1,207.00</b>	<b>\$1,000.00</b>
<b>HOST SCHOOL EXPENSES</b>				
Announcer 3/5	\$50.00			
Announcer 3/8	\$25.00			
Book 3/5	\$50.00			
Book 3/8	\$25.00			
Clock 3/5	\$50.00			
Clock 3/8	\$25.00			
Gateworkers 3/5	\$380.00			
Gateworkers 3/8	\$150.00			
Hospitality Room	\$103.67			
Officials 3/5	\$572.00			
Officials 3/8	\$286.00			
Security 3/5	\$630.00			
Security 3/8	\$398.00			
Sportscenter Rent 3/5	\$1,506.50			
Sportscenter Rent 3/8	\$1,201.00			
Ticket Surcharge 3/5	\$3,013.00			
Ticket Surcharge 3/8	\$2,402.00			
Trainer 3/5	\$100.00			
Trainer 3/8	\$50.00			
Trn Manager	\$350.00			
Trophies runner-up 3/5	\$69.03			
Trophies all-team 3/8	\$225.00			
<b>Total host school expenses</b>	<b>\$11,661.20</b>			
<b>TOTAL EXPENSES</b>	<b>\$15,296.47</b>			
<b>ALLOWANCE TO HOST SCHOOL 20%</b>	<b>\$10,077.60</b>			
<b>TOTAL ALL EXPENSES</b>	<b>\$25,374.07</b>			



**KHSAA Regional Basketball Tournament Financial Report**  
 (return one copy to KHSAA by published deadlines. File separate reports if Girls and Boys  
 Tournaments are held separately)

KHSAA Form BK106  
 Rev. 01/06

MAY 10 2010

REGION # 4 BOYS  or GIRLS  HELD AT WKU Doble Arena DATES 8/1, 2, 5, 6

Part A	REVENUE ITEMS	Price(s)	Receipts	Totals
	Ticket Sales	5.00/6.00	22,195.00	
	Broadcasting		NA	
	Sponsorship		NA	
	TOTAL REVENUE (1)			22,195.00
Part B	EXPENSE ITEMS		Expenses	
	Game Officials		1,855.00	
	Trophies		69.03	
	Travel for Participating Teams		700.00	
	Other Itemized Expenses approved in advance by majority vote of schools in tournament (provide separate listing or list on back of this form)		8,515.35	
	TOTAL EXPENSES (2)			11,139.38
Part C	Net Profit (Part A (1) minus Part B (2) total)			11,055.62
Part D	Allowance to Host School - Maximum 15% for rental and incidental expenses unless otherwise approved by majority vote		NA	
Part E	Profit Subject to Division by Schools (Part C minus Part D)			11,055.62
Part F	Amount set aside for non participating schools by vote of ALL schools per Constitution Article VII, Section 2		NA	
Part G	Amount to be Divided Among Participating Schools (Part E minus Part F)			11,055.62

**LIST BELOW INDIVIDUAL AMOUNTS FOR REGIONAL TOURNAMENT NET PROFITS FROM PART E ABOVE, NOT INCLUDING TRAVEL EXPENSES**

School	Amount	School	Amount	School	Amount
Franklin-Simson	1,381.95	Clinton Co.	1,381.95		
Cogan Co.	1,381.95	Russell Co.	1,381.95		
Baileys Green	1,381.95				
Greentown	1,381.95				
Glasgow	1,381.95				
Manroe	1,381.95				

**PAID ATTENDANCE BY SESSIONS (Tickets Sold NOT money received)**

BOYS		GIRLS		COMBINED	
Session	Paid	Session	Paid	Session	Paid
1	1,360		513		1,873
2	1,960		722		2,682
3	1,802		1,334		3,136
4	2,522		636		3,158
5					
6					
7					
Total	7,644	Total	3,205	Total	10,849

**\*\* NOTE \*\* IF ANY OTHER PLAN FOR THE DIVISION OF TOURNAMENT RECEIPTS IS USED, A MAJORITY VOTE OF THE PARTICIPATING SCHOOLS MUST BE OBTAINED, DOCUMENTED, AND SENT TO THE KHSAA.**

J. Still  
 MANAGER

Franklin-Simson  
 SCHOOL

270-586-3273  
 DAYTIME PHONE

# Travel:

Franklin - Simpson	50
Logan Co.	100
Bauhin Green	0
Greenwood	0
Glasgow	70
Monroe	120
Russell Co.	200
Clinton Co.	160
	<u>700.<sup>00</sup></u>

Clock	140. <sup>00</sup>
Bookkeeper	140. <sup>00</sup>
Tuner	140. <sup>00</sup>
Tuner	105. <sup>00</sup>
<hr/>	
Ticket Mgr	200. <sup>00</sup>
Stats	315. <sup>00</sup>
WPA Events	200. <sup>00</sup>
PA	140. <sup>00</sup>
Bank Fees	150. <sup>00</sup>
Ticket Sales	1,820. <sup>00</sup>
EA Dille	280. <sup>00</sup>
ospitality	464. <sup>35</sup>
Event Mgr	800. <sup>00</sup>
Kapos	250. <sup>00</sup>
OKU	3,400. <sup>80</sup>
	<u>\$ 8,515.<sup>35</sup></u>



**KHSAA Regional Basketball Tournament Financial Report**  
 (return one copy to KHSAA by published deadlines. File separate reports if Girls and Boys  
 Tournaments are held separately)

KHSAA Form BK106  
 Rev. 01/06

MAY 10 2010

REGION # 4 BOYS  or GIRLS \_\_\_\_\_ HELD AT WKU - Diddle Arena DATES Mar 3, 4, 8 09

Part A	REVENUE ITEMS	Price(s)	Receipts	Totals
	Ticket Sales	5. <sup>00</sup> /16. <sup>00</sup>	52,850. <sup>00</sup>	
	Broadcasting		NA	
	Sponsorship		NA	
	TOTAL REVENUE (1)			52,850. <sup>00</sup>
Part B	EXPENSE ITEMS		Expenses	
	Game Officials		1,929.90	
	Trophies		69.03	
	Travel for Participating Teams		840. <sup>00</sup>	
	Other Itemized Expenses approved in advance by majority vote of schools in tournament (provide separate listing or list on back of this form)		10,939. <sup>00</sup>	
	TOTAL EXPENSES (2)			13,777.93
Part C	Net Profit (Part A (1) minus Part B (2) total)			39,072.07
Part D	Allowance to Host School - Maximum 15% for rental and incidental expenses unless otherwise approved by majority vote		NA	
Part E	Profit Subject to Division by Schools (Part C minus Part D)			39,072.07
Part F	Amount set aside for non participating schools by vote of ALL schools per Constitution Article VII, Section 2		NA	
Part G	Amount to be Divided Among Participating Schools (Part E minus Part F)			39,072.07

**LIST BELOW INDIVIDUAL AMOUNTS FOR REGIONAL TOURNAMENT NET PROFITS FROM PART E ABOVE, NOT INCLUDING TRAVEL EXPENSES**

School	Amount	School	Amount	School	Amount
Franklin-Simpson	4,884. <sup>00</sup>	Russell Co.	4,884. <sup>00</sup>		
Russell Co.	4,884. <sup>00</sup>	Clinton Co.	4,884. <sup>00</sup>		
Bowling Green	4,884. <sup>00</sup>				
Warren Central	4,884. <sup>00</sup>				
Allen Co.	4,884. <sup>00</sup>				
Monroe Co.	4,884. <sup>00</sup>				

**PAID ATTENDANCE BY SESSIONS (Tickets Sold NOT money received)**

BOYS		GIRLS		COMBINED	
Session	Paid	Session	Paid	Session	Paid
1	1,360	1	513		1,873
2	1,960	2	722		2,682
3	1,802	3	1,334		3,136
4	2,522	4	636		3,158
5					
6					
7					
Total	7,644	Total	3,205	Total	10,849

**\*\* NOTE \*\* IF ANY OTHER PLAN FOR THE DIVISION OF TOURNAMENT RECEIPTS IS USED, A MAJORITY VOTE OF THE PARTICIPATING SCHOOLS MUST BE OBTAINED, DOCUMENTED, AND SENT TO THE KHSAA.**

*J. Sh...*  
 MANAGER

Franklin-Simpson  
 SCHOOL

270-586-3273  
 DAYTIME PHONE

# Travels

Russellville - 100

Franklin - Simpson - 50

Bowling Green - 0

Warren Central - 0

Allen Co. - 50

Monroe Co. - 120

Clinton Co. - 320

Russell Co. - 200

840.<sup>00</sup>

Ticket mgn 200.<sup>00</sup>

stats 315.<sup>00</sup>

wku events 200.<sup>00</sup>

Seabank 140.<sup>00</sup>

clock 140.<sup>00</sup>

Timer 140.<sup>00</sup>

Bank Fees 150.<sup>00</sup>

Trainer 105.<sup>00</sup>

PA 140.<sup>00</sup>

Hospitality 792.<sup>80</sup> (Pepsi, Pop Johns, Sons Club)

Ticket sales 2,100.<sup>00</sup>

Evansville Shakedown 250.<sup>00</sup>

Parking / drop / Passes 115.<sup>00</sup>

KAPOS 250.<sup>00</sup>

wku \$,101.20

Tournament mgn 800.<sup>00</sup>

\$ 10,939.<sup>00</sup>

MAR 22 2010



**KHSAA Regional Basketball Tournament Financial Report**  
 (return one copy to KHSAA by published deadlines. File separate reports if Girls and Boys Tournaments are held separately)

KHSAA Form BK106  
 Rev. 01/06

REGION # 5 BOYS      or GIRLS X HELD AT Hart Co. High School DATES March 1, 2, 5 & 6, 2010

Part A	REVENUE ITEMS	Price(s)	Receipts	Totals
	Ticket Sales	6.00	24,677.80	
	Broadcasting		0	
	Sponsorship		0	
	TOTAL REVENUE (1)			24,677.80
Part B	EXPENSE ITEMS		Expenses	
	Game Officials		1900.50	
	Trophies		459.20	
	Travel for Participating Teams			
	Other Itemized Expenses approved in advance by majority vote of schools in tournament (provide separate listing or list on back of this form)		2788.35	
	TOTAL EXPENSES (2)			5148.05
Part C	Net Profit (Part A (1) minus Part B (2) total)			19,529.75
Part D	Allowance to Host School - Maximum 15% for rental and incidental expenses unless otherwise approved by majority vote			
Part E	Profit Subject to Division by Schools (Part C minus Part D)			19,529.75
Part F	Amount set aside for non participating schools by vote of ALL schools per Constitution Article VII, Section 2		3515.40	
Part G	Amount to be Divided Among Participating Schools (Part E minus Part F)			16,014.35

**LIST BELOW INDIVIDUAL AMOUNTS FOR REGIONAL TOURNAMENT NET PROFITS FROM PART E ABOVE, NOT INCLUDING TRAVEL EXPENSES**

School	Amount	School	Amount	School	Amount
Adair	1757.68	Bethlehem	390.60	Larue	390.60
Bardstown	1757.68	Campbellsville	390.60	Taylor	390.60
Elizabethtown	1757.68	Caverna	390.60	Washington	390.60
Green	1757.68	Central Hardin	390.60		
Nelson	1757.68	Fort Knox	390.60	Marion - 14%	2734.17
N. Hardin	1757.68	John Hardin	390.60	Hart - 14%	2734.10

Winner  
 Host

**PAID ATTENDANCE BY SESSIONS (Tickets Sold NOT money received)**

BOYS		GIRLS		COMBINED	
Session	Paid	Session	Paid	Session	Paid
1		March 1	550		
2		March 2	658		
3		March 5	1434		
4		March 6	1472		
5					
6					
7					
Total		Total	4114	Total	

**\*\* NOTE \*\* IF ANY OTHER PLAN FOR THE DIVISION OF TOURNAMENT RECEIPTS IS USED, A MAJORITY VOTE OF THE PARTICIPATING SCHOOLS MUST BE OBTAINED, DOCUMENTED, AND SENT TO THE KHSAA.**

Jerry Taylor  
 MANAGER

Hart County  
 SCHOOL

270-524-9341  
 DAYTIME PHONE

# Itemized Expenses

H&W Sport Shop (Nets, MVP Plaques, Scorebooks)	\$ 40.00
Tournament Bookkeeper	75.00
Tournament Manager	300.00
Parking	200.00
Security	79.08
Hospitality Room	175.00
PA	150.00
Official Book	150.00
Clock Keeper	150.00
Janitorial Services	654.29
Barren Co. Business Supply (Tickets)	39.98
Gate Workers/Coordinators	775.00
	<hr/>
	2,788.35

NELSON COUNTY HIGH SCHOOL  
BOYS' FIFTH REGION BASKETBALL TOURNAMENT  
MARCH 3, 4, 7, 9, 2010

GATE RECEIPTS			PAID	MONEY
ROUND ONE	03 03 10	Campbellsville / Green County Nelson Co / Elizabethtown	1097	\$6,581.00
ROUND TWO	03 04 10	North Hardin / Bardstown Larue Co / Taylor Co	1057	\$6,343.00
SEMIFINAL	03 07 10	Campbellsville / Elizabethtown	757	\$4,546.00
SEMIFINAL	03 07 10	North Hardin / Larue County	714	\$4,286.00
FINAL	03 09 10	North Hardin / Campbellsville	1452	\$8,712.00
TOTALS			5077	\$30,468.00

**GROSS TOTAL RECEIPTS** \$30,468.00

PASSES	Hospitality	Sign in pass	Band/Pass List
03 03 10		258	306
03 04 10		191	296
03 07 10		183	140
03 07 10		114	162
03 09 10		280	192
TOTALS	All games 525	1026	1096

EXPENSES	Referees + Travel		
Mark Bryant	3 games	65	\$195.00
Bob Rankin	3 games	65	\$195.00
Scott Bottoms	4 games	65	\$260.00
Mike Black	2 games	65	\$130.00
Jimmie Dyehouse	4 games	65	\$260.00
Michael Bray	1 game	65	\$65.00
Tony Gray	4 games	65	\$260.00
Mileage	.35 a mile		\$406.00
		Mileage totals	
			\$1,771.00

OPERATIONAL EXPENSES		
Timer		\$150.00
Scorer		\$150.00
P A		\$150.00
Gate Workers / Coordinators		\$1,225.00
Stats		\$150.00
Conference Medal	Runnerup Trophy	\$70.70
Trophies	Champion Plaques + All Tournament	\$225.00
Parking		\$200.00
Tournament Manager		\$300.00
Security		\$400.00
Custodial Services		\$600.00
Hospitality Room		\$225.00

**TOTALS** \$3,845.70



APR - 9 2010

**TOTAL EXPENSES** **\$5,616.70**

**TOTAL PROFIT** **\$24,851.30**

**SHARES - PARTICIPATING TEAMS**

9% Bardstown	\$2,236.62	\$2,236.62
9% Campbellsville	\$2,236.62	\$2,236.62
9% Elizabethtown	\$2,236.62	\$2,236.62
9% Green County	\$2,236.62	\$2,236.62
9% Larue County	\$2,236.62	\$2,236.62
9% Nelson County	\$2,236.62	\$2,236.62
5% Nelson County Region Host	\$1,242.57	\$1,242.57
5% North Hardin Region Champion	\$1,242.57	\$1,242.57
9% North Hardin	\$2,236.62	\$2,236.62
9% Taylor County	\$2,236.62	\$2,236.62

**SHARES - NON PARTICIPATING TEAMS**

2% Adair County		\$497.03
2% Bethlehem		\$497.03
2% Caverna		\$497.03
2% Central Hardin		\$497.03
2% Fort Knox		\$497.03
2% Hart County		\$497.03
2% John Hardin		\$497.03
2% Marion County		\$497.03
2% Washington County		\$497.03

**100%** **GRAND TOTAL PAID OUT** **\$24,851.30**

**NET PAID OUT** **\$24,851.30**

**NET PROFIT** **\$24,851.30**

*Bill Broadus - 3-31-0  
Nelson County High School*



**KHSAA Regional Basketball Tournament Financial Report**  
 (return one copy to KHSAA by published deadlines. File separate reports if Girls and Boys  
 Tournaments are held separately)

KHSAA Form BK106  
Rev. 01/06

REGION # 6/7 BOYS  or GIRLS  HELD AT BELLARMINE UNIV./ATHERTON DATES MAR 1-7,10

Part A	REVENUE ITEMS	Price(s)	Receipts	Totals
	Ticket Sales	\$7/\$4	\$33,877.00	
	Broadcasting		\$1,500	
	Sponsorship		\$1,500	
	<b>TOTAL REVENUE (1)</b>			<b>\$36,877.00</b>
Part B	EXPENSE ITEMS		Expenses	
	Game Officials		\$2,920.40	
	Trophies		\$157.20	
	Travel for Participating Teams			
	Other Itemized Expenses approved by majority vote of schools in tournament (provide separate listing or list on back of this form)		\$14,383.35	
	<b>TOTAL EXPENSES (2)</b>			<b>\$17,460.95</b>
Part C	Net Profit (Part A (1) minus Part B (2) total)			<b>\$19,416.05</b>
Part D	Allowance to Host School - Maximum 15% for rental and incidental expenses unless otherwise approved by majority vote			
Part E	Profit Subject to Division by Schools (Part C minus Part D)			<b>\$19,416.05</b>
Part F	Amount set aside for non participating schools by vote of ALL schools per Constitution Article VII, Section 2			
Part G	Amount to be Divided Among Participating Schools (Part E minus Part F)			<b>\$19,416.05</b>

**LIST BELOW INDIVIDUAL AMOUNTS FOR REGIONAL TOURNAMENT NET PROFITS FROM PART E ABOVE, NOT INCLUDING TRAVEL EXPENSES**

School	Amount	School	Amount	School	Amount
HOLY CROSS	\$1,213.50	BULLITT EAST	\$1,213.50	J'TOWN	\$1,213.50
IROQUOIS	\$1,213.50	PRESENTATION	\$1,213.50	FERN CREEK	\$1,213.50
CENTRAL	\$1,213.50	MOORE	\$1,213.50	MERCY	\$1,213.50
FAIRDALE	\$1,213.50	MANUAL	\$1,213.50	SACRED HEART	\$1,213.50
BUTLER	\$1,213.50	CAL	\$1,213.50		
PRP	\$1,213.50	ASSUMPTION	\$1,213.50		

**PAID ATTENDANCE BY SESSIONS (Tickets Sold NOT money received)**

BOYS		GIRLS		COMBINED	
Session	Paid	Session	Paid	Session	Paid
1	996/72				
2	567/47				
3	1499/93				
4	1569/93				
5					
6					
7					
Total		Total		Total	

**\*\* NOTE \*\* IF ANY OTHER PLAN FOR THE DIVISION OF TOURNAMENT RECEIPTS IS USED, A MAJORITY VOTE OF THE PARTICIPATING SCHOOLS MUST BE OBTAINED, DOCUMENTED, AND SENT TO THE KHSAA.**

KEVIN SALYER/STEVEN SILVANO  
MANAGER

DOSS/MOORE  
SCHOOL

502-485-8754/8711  
DAYTIME PHONE



**KHSAA Regional Basketball Tournament Financial Report**  
 (return one copy to KHSAA by published deadlines. File separate reports if Girls and Boys  
 Tournaments are held separately)

KHSAA Form BK106  
Rev. 01/06

REGION # 6/7 BOYS  or GIRLS  HELD AT BELLARMINE UNIVERSITY DATES MAR 1-8,10

Part A	REVENUE ITEMS	Price(s)	Receipts	Totals
	Ticket Sales	\$7/\$4	\$72,025.00	
	Broadcasting		\$1,500	
	Sponsorship		\$1,500	
	TOTAL REVENUE (1)			\$75,025.00
Part B	EXPENSE ITEMS		Expenses	
	Game Officials		\$2,885.40	
	Trophies		\$157.20	
	Travel for Participating Teams			
	Other Itemized Expenses approved by majority vote of schools in tournament (provide separate listing or list on back of this form)		\$19411.04	
	TOTAL EXPENSES (2)			\$22,453.64
Part C	Net Profit (Part A (1) minus Part B (2) total)			\$52,571.36
Part D	Allowance to Host School - Maximum 15% for rental and incidental expenses unless otherwise approved by majority vote			
Part E	Profit Subject to Division by Schools (Part C minus Part D)			\$52,571.36
Part F	Amount set aside for non participating schools by vote of ALL schools per Constitution Article VII, Section 2			
Part G	Amount to be Divided Among Participating Schools (Part E minus Part F)			\$52,571.36

**LIST BELOW INDIVIDUAL AMOUNTS FOR REGIONAL TOURNAMENT NET PROFITS FROM PART E ABOVE, NOT INCLUDING TRAVEL EXPENSES**

School	Amount	School	Amount	School	Amount
WESTERN	\$3,285.71	BULLITT EAST	\$3,285.71	J'TOWN	\$3,285.71
IROQUOIS	\$3,285.71	VALLEY	\$3,285.71	FERN CREEK	\$3,285.71
CENTRAL	\$3,285.71	MOORE	\$3,285.71	MALE	\$3,285.71
FAIRDALE	\$3,285.71	MANUAL	\$3,285.71	TRINITY	\$3,285.71
BUTLER	\$3,285.71	BALLARD	\$3,285.71		
SHAWNEE	\$3,285.71	EASTERN	\$3,285.71		

**PAID ATTENDANCE BY SESSIONS (Tickets Sold NOT money received)**

BOYS			GIRLS			COMBINED	
Session	Paid		Session	Paid		Session	Paid
1	910/99						
2	3165/108						
3	3516/186						
4	2416/101						
5							
6							
7							
Total			Total			Total	

**\*\* NOTE \*\* IF ANY OTHER PLAN FOR THE DIVISION OF TOURNAMENT RECEIPTS IS USED, A MAJORITY VOTE OF THE PARTICIPATING SCHOOLS MUST BE OBTAINED, DOCUMENTED, AND SENT TO THE KHSAA.**

KEVIN SALYER/STEVEN SILVANO  
MANAGER

DOSS/MOORE  
SCHOOL

502-485-8754/8711  
DAYTIME PHONE

## 2010 REGIONAL PROFITS/PAYOUTS

### BOYS REGIONAL PROFITS

INCOME	\$ 75,025.00
EXPENSES	\$ 22,453.64
PROFIT	\$ 52,571.36

16 SHARES AT **\$3285.71** PER SHARE

### GIRLS REGIONAL PROFITS

INCOME	\$ 36,877.00
EXPENSES	\$ 17,460.95
PROFIT	\$ 19,416.05

16 SHARES AT **\$1213.50** PER SHARE

### **TEAMS THAT OWE FOR TICKETS:**

MANUAL 53 TICKETS X 7.00 = \$371 OFF TOTAL CHECK (BOYS)  
MANUAL 14 TICKETS X 7.00 = \$98 OFF TOTAL CHECK (GIRLS)  
BALLARD 104 TICKETS X \$7.00 = \$728 OFF TOTAL CHECK  
EASTERN 20 TICKETS X \$7.00 = \$140 OFF TOTAL CHECK  
MALE 166 TICKETS X 7.00 = \$1176 OFF TOTAL CHECK  
CENTRAL 25 TICKETS X 7.00 = \$175 OFF TOTAL CHECK (BOYS)  
CENTRAL 8 TICKETS X 7.00 = \$56 OFF TOTAL CHECK (GIRLS)  
MERCY 130 TICKETS X 7.00=\$910 OFF TOTAL CHECK  
JEFFERSONTOWN 17 TICKETS X \$7.00 -\$119 OFF TOTAL CHECK  
VALLEY 1 TICKET X \$7.00 = \$7.00 OFF TOTAL CHECK  
FAIRDALE 5 TICKETS X \$7.00 = \$35 OFF TOTAL CHECK  
BULLITT EAST 2 TICKETS X \$7.00 =\$14 OFF TOTAL CHECK  
CAL 2 TICKETS X \$7.00 = \$14.00 OFF TOTAL CHECK  
MOORE 15 TICKETS X \$7.00 = \$105 OFF TOTAL CHECK  
IROQUOIS 10 TICKETS X \$7.00 = \$70 OFF TOTAL CHECK  
BUTLER 10 TICKETS X \$7.00 = \$70 OFF TOTAL CHECK



**KHSAA Regional Basketball Tournament Financial Report**  
 (return one copy to KHSAA by published deadlines. File separate reports if Girls and Boys  
 Tournaments are held separately)

KHSAA Form BK106  
 Rev. 01/06

REGION# 8 BOYS \_\_\_\_\_ or GIRLS X HELD AT Simon Kenton HS DATES 3/1-3/6

Part A	REVENUE ITEMS	Price(s)	Receipts	Totals
	Ticket Sales	8.00	9684.00	
	Broadcasting		0	
	Sponsorship		0	
	<b>TOTAL REVENUE (1)</b>			<b>9684.00</b>
Part B	EXPENSE ITEMS		Expenses	
	Game Officials		1828.40	
	Trophies		223.88	
	Travel for Participating Teams		0	
	Other Itemized Expenses approved by majority vote of schools in tournament (provide separate listing or list on back of this form)		See attached	
	<b>TOTAL EXPENSES (2)</b>			<b>4916.50</b>
Part C	Net Profit (Part A (1) minus Part B (2) total)			<b>4767.50</b>
Part D	Allowance to Host School - Maximum 15% for rental and incidental expenses unless otherwise approved by majority vote			476.75 1 share
Part E	Profit Subject to Division by Schools (Part C minus Part D)			<b>4767.50</b>
Part F	Amount set aside for non participating schools by vote of ALL schools per Constitution Article VII, Section 2			1/8 of 1 share
Part G	Amount to be Divided Among Participating Schools (Part E minus Part F)			<b>4767.50</b>

**LIST BELOW INDIVIDUAL AMOUNTS FOR REGIONAL TOURNAMENT NET PROFITS FROM PART E ABOVE, NOT INCLUDING TRAVEL EXPENSES**

School	Amount	School	Amount	School	Amount
Simon Kenton	476.75	Oldham Co	476.75	Eminence	59.59
Simon Kenton	476.75	South Oldham	476.75	Spencer Co	59.59
Carroll Co	476.75	Anderson Co	476.75	Coalfield	59.59
Duval Co	476.75			Henry Co	59.59
Shelby Co	476.75	W. Oldham	59.59	Grant Co	59.59
Wrightson	476.75	Trimble Co	59.59	Williamstown	59.59

**PAID ATTENDANCE BY SESSIONS (Tickets Sold NOT money received)**

BOYS		GIRLS		COMBINED	
Session	Paid	Session	Paid	Session	Paid
1		1	365		
2		2	249		
3		3	589		
4		4	411		
5					
6					
7					
Total		Total	1614	Total	

**\*\* NOTE \*\* IF ANY OTHER PLAN FOR THE DIVISION OF TOURNAMENT RECEIPTS IS USED, A MAJORITY VOTE OF THE PARTICIPATING SCHOOLS MUST BE OBTAINED, DOCUMENTED, AND SENT TO THE KHSAA.**

Jeff Marksberry  
 MANAGER

Simon Kenton HS  
 SCHOOL

859-960-0100  
 DAYTIME PHONE

8th Region Tournament

Gate							
1-Mar	2190						
2-Mar	1494						
5-Mar	3534						
6-Mar	2466						
	<b>9684</b>	gate receipts					
	<b>Expenses</b>	1-Mar	2-Mar	5-Mar	6-Mar		
	Officials/MI	516	528.6	516.7	267.1	1828.4	1828.4
	Hosp Rm	497.43					497.43
	✓ Gateworkers	300					300
	✓ PA	100					100
	✓ Clock	100					100
	✓ Scorer	100					100
	✓ Manager	400					400
	Custodian	566.79		3 cust @ 17.5 hr x 38.00 hr			566.79
	KHSAA trophy	69.03					69.03
	All trny trophies	154.85					154.85
	✓ Trainer	200					200
	✓ Scouting	100	SK= 50	AC=50			100
	✓ Winner	500	AC				500
						total exp	4916.5
		9684	gate				
		-4916.5	expenses				
		<b>4767.5</b>	amt to be divided for 10 shares				
		/10					
		<b>476.75</b>	per share		<b>476.75/8</b>	59.59 per non-part school	
1.	Simon Kenton	476.75	50 scout		N Oldham	59.59	
2.	Simon Kenton	476.75	Host		Trimble Co	59.59	
3.	Carroll Co	476.75			Eminence	59.59	
4.	Owen Co	476.75			Spencer	59.59	
5.	Shelby Co	476.75			Gallatin	59.59	
6.	Walton Verona	476.75			Henry Co	59.59	
7.	Oldham Co	476.75			Grant	59.59	
8.	South Oldham	476.75			W-Town	59.59	
9.	Anderson Co	476.75	500 Win	50 scout			
10.	Non-Part Schools	476.75/8	59.59				



**KHSAA Regional Basketball Tournament Financial Report**  
 (return one copy to KHSAA by published deadlines. File separate reports if Girls and Boys  
 Tournaments are held separately)

KHSAA Form BK106  
 Rev. 01/06

REGION # 8 BOYS X or GIRLS \_\_\_\_\_ HELD AT Henry County High DATES 3-3,4,8,9

Part A	REVENUE ITEMS	Price(s)	Receipts	Totals
	Ticket Sales	6	34170	
	Broadcasting			
	Sponsorship			
	<b>TOTAL REVENUE (1)</b>			<b>34170</b>
Part B	EXPENSE ITEMS		Expenses	
	Game Officials		1623.68	
	Trophies		70.70	
	Travel for Participating Teams			
	Other Itemized Expenses approved by majority vote of schools in tournament (provide separate listing or list on back of this form)		4495	
	<b>TOTAL EXPENSES (2)</b>			<b>6189.38</b>
Part C	Net Profit (Part A (1) minus Part B (2) total)			<b>27980.62</b>
Part D	Allowance to Host School - Maximum 15% for rental and incidental expenses unless otherwise approved by majority vote			2798
Part E	Profit Subject to Division by Schools (Part C minus Part D)			<b>25182.62</b>
Part F	Amount set aside for non participating schools by vote of ALL schools per Constitution Article VII, Section 2			2798
Part G	Amount to be Divided Among Participating Schools (Part E minus Part F)			<b>22384.62</b>

**LIST BELOW INDIVIDUAL AMOUNTS FOR REGIONAL TOURNAMENT NET PROFITS FROM PART E ABOVE, NOT INCLUDING TRAVEL EXPENSES**

School	Amoun		School	Amoun		School	Amount
Anderson Co.	2798	08	Simon Kenton	2798	08	Grant Co.	349.75
Shelby Co.	2798	08	Walton-Verona	2798	08	Williamstown	349.75
Gallatin Co.	2798	08	Henry Co	349	75	Oldham Co	349.75
Owen Co.	2798	08	Carroll Co	349	75	Trimble Co.	349.75
North Oldham	2798	08	Spencer Co	349	75		
South Oldham	2798	08	Eminence	349	75		

**PAID ATTENDANCE BY SESSIONS (Tickots Sold NOT money received)**

BOYS			GIRLS			COMBINED	
Session	Paid		Session	Paid		Session	Paid
1	1040						
2	1268						
3	1826						
4	1587						
5							
6							
7							
Total	5721		Total			Total	

**\*\* NOTE \*\* IF ANY OTHER PLAN FOR THE DIVISION OF TOURNAMENT RECEIPTS IS USED, A MAJORITY VOTE OF THE PARTICIPATING SCHOOLS MUST BE OBTAINED, DOCUMENTED, AND SENT TO THE KHSAA.**

Todd Gilley  
 MANAGER

Henry County High School  
 SCHOOL

502-845-8670  
 DAYTIME PHONE



**KHSAA Regional Basketball Tournament Financial Report**  
 (return one copy to KHSAA by published deadlines. File separate reports if Girls and Boys  
 Tournaments are held separately)

KHSAA Form BK108  
 Rev. 01/06

REGION # 9th BOYS or GIRLS HELD AT NKU DATES 3/1/10 - 3/7/10

Part A	REVENUE ITEMS	Price(s)	Receipts	Totals
	Ticket Sales			
	Broadcasting			
	Sponsorship			
	TOTAL REVENUE (1)			
Part B	EXPENSE ITEMS		Expenses	
	Game Officials			
	Trophies			
	Travel for Participating Teams			
	Other Itemized Expenses approved by majority vote of schools in tournament (provide separate listing or list on back of this form)			
	TOTAL EXPENSES (2)			
Part C	Net Profit (Part A (1) minus Part B (2) total)			
Part D	Allowance to Host School - Maximum 15% for rental and incidental expenses unless otherwise approved by majority vote			
Part E	Profit Subject to Division by Schools (Part C minus Part D)			
Part F	Amount set aside for non participating schools by vote of ALL schools per Constitution Article VII, Section 2			
Part G	Amount to be Divided Among Participating Schools (Part E minus Part F)			

LIST BELOW INDIVIDUAL AMOUNTS FOR REGIONAL TOURNAMENT NET PROFITS FROM PART E ABOVE, NOT INCLUDING TRAVEL EXPENSES

School	Amount	School	Amount	School	Amount

PAID ATTENDANCE BY SESSIONS (Tickets Sold NOT money received)

BOYS		GIRLS		COMBINED	
Session	Paid	Session	Paid	Session	Paid
1					
2					
3					
4					
5					
6					
7					
Total		Total		Total	

\*\* NOTE \*\* IF ANY OTHER PLAN FOR THE DIVISION OF TOURNAMENT RECEIPTS IS USED, A MAJORITY VOTE OF THE PARTICIPATING SCHOOLS MUST BE OBTAINED, DOCUMENTED, AND SENT TO THE KHSAA.

Ron Madrick  
 MANAGER

Holmes High School  
 SCHOOL

(859) 655-9545 ext. 16360  
 DAYTIME PHONE

\* Please attached financial information from venue.



District 33

Boone Co.	(5 games)	\$10,265.00
Conner		\$1000.00
Heritage		\$500.00
Cooper		\$100.000
Ryle	(4 games)	\$8212.00

District 34

Dixie	(1 game)	\$2053.00
Lloyd		\$1000.00
Ludlow		\$1000.00
St. Henry	(3 games)	\$6159.00
Villa Madonna	(1 game)	\$2053.00

District 35

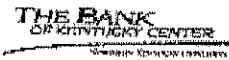
Beechwood		\$1000.00
Covington Catholic	(2 games)	\$4106.00
Holmes	(3 games)	\$6159.00
Holy Cross	(1 game)	\$2053.00
Notre Dame	(2 games)	\$4106.00

District 36

Bellevue	(1 game)	\$2053.00
Dayton		\$1000.00
Highlands		\$1000.00
Newport	(3 games)	\$6159.00
N.C.C	(2 games)	\$4106.00

NKAC		\$16.00
------	--	---------

Total		<u>\$65,000.00</u>
-------	--	--------------------



Event Settlement  
 Region 9 Basketball Tournament  
 3/1/10 to 3/7/10

Event Code: ENK000-ENK001-ENK002-ENK003-ENK004-ENK005-ENK006-ENK007  
 Promoter: KHSAA Region 9

	# of Paid Tickets	# of Comp Tickets	\$K Amount
<b>Gross Ticket Sales-</b>			
Monday, March 1, 2010	512	-	3,660.00
Tuesday, March 2, 2010	881	-	6,318.00
Wednesday, March 3, 2010	2,128	-	15,022.00
Thursday, March 4, 2010	2,597	-	18,270.00
Friday, March 5, 2010	908	-	6,508.00
Saturday, March 6, 2010	3,306	3	24,258.00
Sunday, March 7, 2010	1,958	1	21,458.00
<b>Net Ticket Sales</b>	<b>13,230</b>	<b>3 3</b>	<b>95,294.00</b>


<b>Guarantee</b>		
Region 9 Guarantee	\$	65,000.00
Less: Damages deducted from Holmes		(130.00)
Less: Outstanding consignment deducted from Newport		(204.00)

<b>Expenses:</b>		
Rent (7 days @ \$7,500 per day)	\$	52,500.00
Facility Fee (based on paid tickets)		-
Credit Card Commission (3%)		-

**Total Expenses** 52,500.00

**Net Profit Before Split** (22,206.00)

**Balance Due to (from) Promoter** \$ 64,666.00

 3/4/2010

SAG Agent

Date

Promoter Approval



**KHSAA Regional Basketball Tournament Financial Report**  
 (return one copy to KHSAA by published deadlines. File separate reports if Girls and Boys  
 Tournaments are held separately)

KHSAA Form BK106  
Rev. 01/06

REGION # 10 BOYS  or GIRLS  HELD AT Mason County DATES 3/1,2,3,6.

Part A	REVENUE ITEMS	Price(s)	Receipts	Totals
	Ticket Sales	\$ 7 & \$ 5	\$ 17195.00	
	Broadcasting			
	Sponsorship			
	<b>TOTAL REVENUE (1)</b>			<b>\$ 17195.00</b>
Part B	EXPENSE ITEMS		Expenses	
	Game Officials		\$ 1260.00	
	Trophies		\$ 70.70	
	Travel for Participating Teams		\$ 1815.00	
	Other Itemized Expenses approved by majority vote of schools in tournament (provide separate listing or list on back of this form)		\$ 2204.58	
	<b>TOTAL EXPENSES (2)</b>			<b>\$ 5350.28</b>
Part C	Net Profit (Part A (1) minus Part B (2) total)			<b>\$ 11844.72</b>
Part D	Allowance to Host School - Maximum 15% for rental and incidental expenses unless otherwise approved by majority vote		\$ 3200.00	
Part E	Profit Subject to Division by Schools (Part C minus Part D)			<b>\$ 8644.72</b>
Part F	Amount set aside for non participating schools by vote of ALL schools per Constitution Article VII, Section 2		1/17 of excess of \$ 25,600	
Part G	Amount to be Divided Among Participating Schools (Part E minus Part F)			<b>\$ 8644.72</b>

**LIST BELOW INDIVIDUAL AMOUNTS FOR REGIONAL TOURNAMENT NET PROFITS FROM PART E ABOVE, NOT INCLUDING TRAVEL EXPENSES**

School	Amount	School	Amount	School	Amount
Bishop Brossart	1089.59	Mason Co.	1089.59		
Montgomery Co.	1089.59	Scott High	1089.59		
Pendleton Co.	1089.59				
GRC Clark Co.	1089.59				
Nicholas Co.	1089.59				
Bracken Co.	1089.59				

**PAID ATTENDANCE BY SESSIONS (Tickets Sold NOT money received)**


BOYS		GIRLS		COMBINED	
Session	Paid	Session	Paid	Session	Paid
1		1	737		
2		2	694		
3		3	684		
4		4	478		
5					
6					
7					
Total		Total	2593	Total	

**\*\* NOTE \*\* IF ANY OTHER PLAN FOR THE DIVISION OF TOURNAMENT RECEIPTS IS USED, A MAJORITY VOTE OF THE PARTICIPATING SCHOOLS MUST BE OBTAINED, DOCUMENTED, AND SENT TO THE KHSAA.**

Fred Hester  
MANAGER

Mason Co.  
SCHOOL

606.564.3393  
DAYTIME PHONE



## Mason County Athletics

1320 US 68


Maysville, KY 41056

(606) 564-3393

(606) 564-5360 (F)

[fred.hester@mason.kyschools.us](mailto:fred.hester@mason.kyschools.us)

Cell 606-584-2758



---

### 2010 Girls 10<sup>th</sup> Region Basketball Tournament Financial Report--held at Mason Co. High School

#### Part B continued-Other Itemized Expenses

Officials Mileage	\$ 406.00
Scorer	\$ 100.00
Timer	\$ 100.00
Announcer	\$ 100.00
Statistician	\$ 100.00
Tournament Manager	\$ 600.00
Individual Plaques	\$ 360.00
Tickets/ Passes	\$ 221.58
Scorebook/Nets	\$ 17.00
Scouting Allowance	\$ 200.00

---

\$2204.58

### Royals Athletics

*Mason County Schools do not discriminate on the basis of sex in admission to or employment in the education programs or activities it operates. Any recipients concerned with the application of Title IX and its implemented regulations should contact Title IX coordinator, Kelly E. Middleton who is located at the Mason County Board of Education Office. The phone number is (606) 564-5563.*



**KHSAA Regional Basketball Tournament Financial Report**  
 (return one copy to KHSAA by published deadlines. File separate reports if Girls and Boys  
 Tournaments are held separately)

KHSAA Form BK106  
Rev. 01/06

MAR 15 2010

REGION # 10 BOYS X or GIRLS \_\_\_\_\_ HELD AT Mason County High School DATES 3/4,5,6-8/10

Part A	<b>REVENUE ITEMS</b>	<b>Price(s)</b>	<b>Receipts</b>	<b>Totals</b>
	Ticket Sales	\$7 and \$5	\$55622.00	
	Broadcasting		0	
	Sponsorship		0	
	<b>TOTAL REVENUE (1)</b>			<b>55622.00</b>
Part B	<b>EXPENSE ITEMS</b>		<b>Expenses</b>	
	Game Officials		1260.00	
	Trophies		70.70	
	Travel for Participating Teams		1650.00	
	Other Itemized Expenses approved by majority vote of schools in tournament (provide separate listing or list on back of this form)		2358.24	
	<b>TOTAL EXPENSES (2)</b>			<b>5338.94</b>
Part C	Net Profit (Part A (1) minus Part B (2) total)			50283.06
Part D	Allowance to Host School - Maximum 15% for rental and incidental expenses unless otherwise approved by majority vote		4500.00	
Part E	Profit Subject to Division by Schools (Part C minus Part D)			45783.03
Part F	Amount set aside for non participating schools by vote of ALL schools per Constitution Article VII, Section 2		1/17 of excess of \$40,000	
Part G	Amount to be Divided Among Participating Schools (Part E minus Part F)			42721.44

**LIST BELOW INDIVIDUAL AMOUNTS FOR REGIONAL TOURNAMENT NET PROFITS FROM PART E ABOVE, NOT INCLUDING TRAVEL EXPENSES**

School	Amoun		School	Amoun		School	Amount
George Rogers Clark	5340.	18	Mason Co	5340.	18	St. Patrick	340.18
Harrison Co	5340.	18	Bishop Brossart	5340.	18	Augusta	340.18
Scott	5340.	18	Paris	340.	18	Campbell Co	340.18
Bracken Co	5340.	18	Bourbon Co	340.	18	Calvary Christian	340.18
Pendleton Co	5340.	18	Deming	340.	18	Silver Grove	340.18
Montgomery Co	5340.	18	Nicholas Co	340.	18		

**PAID ATTENDANCE BY SESSIONS (Tickets Sold NOT money received)**


BOYS			GIRLS			COMBINED	
Session	Paid		Session	Paid		Session	Paid
1	1138						
2	2493						
3	1169						
4	1725						
5	3147						
6							
7							
Total	9672		Total			Total	

**\*\* NOTE \*\* IF ANY OTHER PLAN FOR THE DIVISION OF TOURNAMENT RECEIPTS IS USED, A MAJORITY VOTE OF THE PARTICIPATING SCHOOLS MUST BE OBTAINED, DOCUMENTED, AND SENT TO THE KHSAA.**

Fred Hester  
MANAGER

Mason Co.  
SCHOOL

606-564-3393  
DAYTIME PHONE



## Mason County Athletics

1320 US 68


Maysville, KY 41056

(606) 564-3393

(606) 564-5360 (F)

[fred.hester@mason.kyschools.us](mailto:fred.hester@mason.kyschools.us)

Cell 606-584-2758



---

### 2010 Boy's 10<sup>th</sup> Region Basketball Tournament Financial Report—held at Mason Co. High School

#### Part B continued-Other Itemized Expenses

Officials Mileage	\$ 469.70
Scorer	\$ 100.00
Timer	\$ 100.00
Announcer	\$ 100.00
Statistician	\$ 100.00
Tournament Manager	\$ 600.00
Individual Plaques	\$ 360.00
Tickets/ Passes	\$ 311.54
Scorebook/Nets	\$ 17.00
Scouting Allowance	\$ 200.00

---

\$2358.24

### Royals Athletics

*Mason County Schools do not discriminate on the basis of sex in admission to or employment in the education programs or activities it operates. Any recipients concerned with the application of Title IX and its implemented regulations should contact Title IX coordinator, Kelly E. Middleton who is located at the Mason County Board of Education Office. The phone number is (606) 564-5563.*

2010 10th Region Boys Tournament  
Financial Report

<u>Receipts</u>					
Session	Sold @ Gate	Total Tickets	Total Money	Pass Door	Total Attendance
1	1089	1138	\$ 7,966.00	468	1606
2	2493	2493	\$ 17,451.00	502	2995
3	1099	1169	\$ 5,845.00	419	1588
4	1723	1725	\$ 8,625.00	476	2201
5	<u>2011</u>	<u>3147</u>	<u>\$ 15,735.00</u>	<u>508</u>	<u>3655</u>
	8415	9672	\$ 55,622.00	2373	12045

Expenses

Officials	\$ 1,260.00
Officials' Mileage	\$ 469.70
Scorer	\$ 100.00
Timer	\$ 100.00
Announcer	\$ 100.00
Statistician	\$ 100.00
Allowance to Host School	\$ 4,500.00
Tournament Manger	\$ 600.00
Trophies	\$ 70.70
Individual Plaques	\$ 360.00
Mileage to teams	\$ 1,650.00
Tickets/Passes	\$ 311.54
Scorebook/Nets	\$ 17.00
Scouting Allowance	\$ 200.00
<b>Total</b>	<b>\$ 9,838.94</b>

Total Receipts	\$ 55,622.00
Total Expenses	\$ 9,838.94
Net Receipts	\$ 45,783.06

Each School in Tournament \$4000.00 divided by 8= \$5000.00

Each School in Region \$5783.06 divided by 17= \$340.18

Each School in Tournament = \$5340.18      Schools not in tournament = \$340.18

School	Share	Plus Scouting	Plus Travel	Minus Tickets Charged @ Gate	Net Share
Clark Co.	\$ 5,340.18	\$ 100.00	\$ 585.00	\$ 402.00	\$ 5,623.18
Harrison Co.	\$ 5,340.18	\$ -	\$ 135.00	\$ 56.00	\$ 5,419.18
Scott	\$ 5,340.18	\$ -	\$ 330.00	\$ 360.00	\$ 5,310.18
Bracken Co.	\$ 5,340.18	\$ -	\$ 60.00	\$ -	\$ 5,400.18
Pendleton Co.	\$ 5,340.18	\$ -	\$ 270.00	\$ -	\$ 5,610.18
Montgomery Co.	\$ 5,340.18	\$ -	\$ 135.00	\$ -	\$ 5,475.18
Mason Co.	\$ 5,340.18	\$ 100.00	\$ -	\$ 105.00	\$ 5,335.18
Bishop Brossart	\$ 5,340.18	\$ -	\$ 135.00	\$ -	\$ 5,475.18
Paris	\$ 340.18	\$ -	\$ -	\$ -	\$ 340.18
Bourbon Co.	\$ 340.18	\$ -	\$ -	\$ -	\$ 340.18
Deming	\$ 340.18	\$ -	\$ -	\$ -	\$ 340.18
Nicholas Co.	\$ 340.18	\$ -	\$ -	\$ -	\$ 340.18
St. Patrick	\$ 340.18	\$ -	\$ -	\$ -	\$ 340.18
Augusta	\$ 340.18	\$ -	\$ -	\$ -	\$ 340.18
Campbell Co.	\$ 340.18	\$ -	\$ -	\$ -	\$ 340.18
Calvary Christian	\$ 340.18	\$ -	\$ -	\$ -	\$ 340.18
Silver Grove	\$ 340.18	\$ -	\$ -	\$ -	\$ 340.18
<b>Totals</b>	<b>\$ 45,783.06</b>	<b>\$ 200.00</b>	<b>\$ 1,650.00</b>	<b>\$ 923.00</b>	<b>\$ 46,710.06</b>

ANDRA 11TH REGION BASKETBALL TOURNAMENT FINANCIAL REPORT—GIRLS—2010

(A) REVENUE: RECEIPTS TOTALS

TICKET SALES: PRICE \$6.00 EACH \$16,204.00  
 SPONSORSHIP: \$950.00

TOTAL REVENUE: \$19,154.00 \$19,154.00

(B) EXPENSE ITEMS:

GAME OFFICIALS: \$1,825.00  
 TROPHIES: \$645.28  
 WORKERS: \$1,876.00  
 RENTAL: \$1,500.00  
 HOSPITALITY: \$2,200.00

TOTAL EXPENSES: \$7,745.28 \$7,745.28

(C) NET PROFIT: \$11,408.72

(D) HOST SCHOOL: \$1,140.87  
 10%

TOTAL: \$1,140.87

(E) PROFIT SUBJECT TO DIVISION BY SCHOOLS: \$10,267.85

(F) AMOUNT SET ASIDE FOR NON PARTICIPATING SCHOOLS \$798.61  
 7%

- 1. BEREA \$88.73
- 2. FRANKFORT \$88.73
- 3. HENRY CLAY \$88.73
- 4. LAFAYETTE \$88.73
- 5. LEXINGTON CATHOLIC \$88.73
- 6. MADISON SOUTHERN \$88.74
- 7. PAUL DUNBAR \$88.74
- 8. SAYRE \$88.74
- 9. WESTERN HILLS \$88.74

TOTAL: \$798.61

(G) AMOUNT TO BE DIVIDED AMONG PARTICIPATING SCHOOLS \$9,469.24  
 83%

- 1. BRYAN STATION \$1,183.65
- 2. FRANKLIN COUNTY \$1,183.65
- 3. LEXINGTON CHRISTIAN \$1,183.65
- 4. MADISON CENTRAL \$1,183.65
- 5. MODEL \$1,183.66
- 6. SCOTT COUNTY \$1,183.66
- 7. TATES CREEK \$1,183.66
- 8. WOODFORD COUNTY \$1,183.66

TOTAL: \$9,469.24

PAID ATTENDANCE BY SESSIONS

	BOYS—PAID	GIRLS—PAID	COMBINED—PAID
1.		848	
2.		333	
3.		1299	
4.		754	
5.			
6.			
7.			
TOTALS:	0	3034	0



KHSAA 11TH REGION BASKETBALL TOURNAMENT FINANCIAL REPORT—BOYS—2010

(A) REVENUE:		RECEIPTS	TOTALS
TICKET SALES:	PRICE \$5.00 EACH	\$32,532.00	
SPONSORSHIP:		\$950.00	
TOTAL REVENUE:		\$33,482.00	\$33,482.00

(B) EXPENSE ITEMS:		
GAME OFFICIALS:		\$1,725.00
TROPHIES:		\$545.28
WORKERS:		\$2,840.00
RENTAL:		\$1,500.00
HOSPITALITY:		\$2,975.00
TOTAL EXPENSES:		\$9,585.28

(C) NET PROFIT:	\$23,896.72
-----------------	-------------

(D) HOST SCHOOL:	\$2,389.67
10%	
TOTAL:	\$2,389.67

(E) PROFIT SUBJECT TO DIVISION BY SCHOOLS:	\$21,507.05
--	-------------

(F) AMOUNT SET ASIDE FOR NON PARTICIPATING SCHOOLS	\$1,672.77
7%	
1. BERA	\$185.86
2. BRYAN STATION	\$185.86
3. FRANKFORT	\$185.86
4. LEXINGTON CATHOLIC	\$185.86
5. LEXINGTON CHRISTIAN	\$185.86
6. MODEL	\$185.86
7. PAUL DUNBAR	\$185.87
8. SAYRE	\$185.87
9. WESTERN HILLS	\$185.87
TOTAL:	\$1,672.77

(G) AMOUNT TO BE DIVIDED AMONG PARTICIPATING SCHOOLS	\$19,834.28
83%	
1. FRANKLIN COUNTY	\$2,479.28
2. HENRY CLAY	\$2,479.28
3. LAFAYETTE	\$2,479.28
4. MADISON CENTRAL	\$2,479.28
5. MADISON SOUTHERN	\$2,479.29
6. SCOTT COUNTY	\$2,479.29
7. TATES CREEK	\$2,479.29
8. WOODFORD COUNTY	\$2,479.29
TOTAL:	\$19,834.28

PAID ATTENDANCE BY SESSIONS			
	BOYS—PAID	GIRLS—PAID	COMBINED—PAID
1.	1047		
2.	1243		
3.	1358		
4.	1774		
5.			
6.			
7.			
TOTALS:	5422	0	0



**KHSAA Regional Basketball Tournament Financial Report**  
 (return one copy to KHSAA by published deadlines. File separate reports if Girls and Boys  
 Tournaments are held separately)

KHSAA Form BK106  
 Rev. 01/06

REGION # 12 BOYS or GIRLS x HELD AT Lincoln Co.

DATES Mar.1,2,5,6

<b>Part A</b>	<b>REVENUE ITEMS</b>	<b>Price(\$)</b>	<b>Receipts</b>	<b>Totals</b>
	Ticket Sales	\$6.00	\$29,208.00	
	Broadcasting			
	Sponsorship			
	<b>TOTAL REVENUE (1)</b>			<b>\$29,208.00</b>
<b>Part B</b>	<b>EXPENSE ITEMS</b>		<b>Expenses</b>	
	Game Officials		\$1915.00	
	Trophies		\$925.00	
	Travel for Participating Teams			
	Other Itemized Expenses approved by majority vote of schools in tournament (provide separate listing or list on back of this form)		\$3660.00	
	<b>TOTAL EXPENSES (2)</b>			<b>\$6500.00</b>
<b>Part C</b>	<b>Net Profit (Part A (1) minus Part B (2) total)</b>			<b>\$22,708.00</b>
<b>Part D</b>	<b>Allowance to Host School - Maximum 15% for rental and incidental expenses unless otherwise approved by majority vote</b>		\$3406.00	
<b>Part E</b>	<b>Profit Subject to Division by Schools (Part C minus Part D)</b>			<b>\$19,302.00</b>
<b>Part F</b>	<b>Amount set aside for non participating schools by vote of ALL schools per Constitution Article VII, Section 2</b>		\$3217.00	
<b>Part G</b>	<b>Amount to be Divided Among Participating Schools (Part E minus Part F)</b>			<b>\$16,085.00</b>

**LIST BELOW INDIVIDUAL AMOUNTS FOR REGIONAL TOURNAMENT NET PROFITS FROM PART E ABOVE, NOT INCLUDING TRAVEL EXPENSES**

School	Amount	School	Amount	School	Amount
KSD	357.44	Wayne Co.	357.44	Casey Co.	1072.3
Burgin	357.44	Darville	357.44	Southwestern	2144.6
West Jessamine	357.44	Boyle Co.	357.44	Monticello	2144.6
Somerset	357.44	East Jessamine	1072.3	Lincoln Co.	3216.9
Pulaski Co.	357.44	Mercer Co.	1072.3	Rockcastle Co.	4289.3
McCreary Co.	357.44	Garrard Co.	1072.3		

**PAID ATTENDANCE BY SESSIONS (Tickets Sold NOT money received)**

BOYS		GIRLS		COMBINED	
Session	Paid	Session	Paid	Session	Paid
1		1	988		
2		2	971		
3		3	1437		
4		4	1472		
5					
6					
7					
Total		Total	4868	Total	

**\*\* NOTE \*\* IF ANY OTHER PLAN FOR THE DIVISION OF TOURNAMENT RECEIPTS IS USED, A MAJORITY VOTE OF THE PARTICIPATING SCHOOLS MUST BE OBTAINED, DOCUMENTED, AND SENT TO THE KHSAA.**

MANAGER

SCHOOL

DAYTIME PHONE

*[Handwritten Signature]*  
*Lincoln Co. High School*  
 406-365-9111

# Expenses

Gate workers \$600.

Parking \$250.

Security \$500.

Clean-up \$400.

PA, Book clock \$525.

MANAGER \$300.

Bookkeeper \$100.

Trainer \$210.

Supplies \$215.

Filming \$100.

Hospitality \$460.



**KHSAA Regional Basketball Tournament Financial Report**  
 (return one copy to KHSAA by published deadlines. File separate reports if Girls and Boys  
 Tournaments are held separately)

KHSAA Form BK106  
 Rev. 01/06

REGION # 12 BOYS X or GIRLS HELD AT PULASKI CO. HIGH SCHOOL DATES MARCH 3<sup>RD</sup>, 4<sup>TH</sup>, 8<sup>TH</sup>, 9<sup>TH</sup>

Part A	REVENUE ITEMS	Price(s)	Receipts	Totals
	Ticket Sales	\$6.00	\$32,898.00	
	Broadcasting			
	Sponsorship			
	<b>TOTAL REVENUE (1)</b>			<b>\$32,898.00</b>
Part B	EXPENSE ITEMS		Expenses	
	Game Officials		\$2005.00	
	Trophies		\$800.00	
	Travel for Participating Teams			
	Other Itemized Expenses approved by majority vote of schools in tournament (provide separate listing or list on back of this form)		\$3695.00	
	<b>TOTAL EXPENSES (2)</b>			<b>\$6500.00</b>
Part C	Net Profit (Part A (1) minus Part B (2) total)			\$26,398.00
Part D	Allowance to Host School - Maximum 15% for rental and incidental expenses unless otherwise approved by majority vote		\$3,959.70	
Part E	Profit Subject to Division by Schools (Part C minus Part D)			\$22,438.30
Part F	Amount set aside for non participating schools by vote of ALL schools per Constitution Article VII, Section 2		\$3,739.72	
Part G	Amount to be Divided Among Participating Schools (Part E minus Part F)			\$18,698.58

**LIST BELOW INDIVIDUAL AMOUNTS FOR REGIONAL TOURNAMENT NET PROFITS FROM PART E ABOVE, NOT INCLUDING TRAVEL EXPENSES**

School	Amount	School	Amount	School	Amount
KSD	\$415.52	Southwestern	\$415.52	Casey Co.	\$1246.57
Burgin	\$415.52	Rockcastle Co.	\$415.52	Pulaski Co.	\$2493.14
Monticello	\$415.52	Lincoln Co.	\$415.52	Boyle Co.	\$2493.14
Garrard Co.	\$415.52	Danville	\$1246.57	Mercer Co.	\$3739.72
Somerset	\$415.52	Wayne Co.	\$1246.57	West Jessamine	\$4986.28
East Jessamine	\$415.52	McCreary Central	\$1246.57		

**PAID ATTENDANCE BY SESSIONS (Tickets Sold NOT money received)**

BOYS		GIRLS		COMBINED	
Session	Paid	Session	Paid	Session	Paid
1	646				
2	1912				
3	1355				
4	1570				
5					
6					
7					
Total	5483	Total		Total	

**\*\* NOTE \*\* IF ANY OTHER PLAN FOR THE DIVISION OF TOURNAMENT RECEIPTS IS USED, A MAJORITY VOTE OF THE PARTICIPATING SCHOOLS MUST BE OBTAINED, DOCUMENTED, AND SENT TO THE KHSAA.**

Randy Elmore  
 MANAGER

Pulaski Co. High School  
 SCHOOL

606-271-6229  
 DAYTIME PHONE

**2010 12<sup>TH</sup> REGION BOY'S BASKETBALL EXPENSES**

<b>OFFICIALS</b>	<b>-----</b>	<b>\$2005.00</b>
<b>TROPHIES</b>	<b>-----</b>	<b>\$800.00</b>
<b>GATEWORKERS</b>	<b>-----</b>	<b>\$1100.00</b>
<b>PA/SCOREBOOK/CLOCK</b>	<b>-----</b>	<b>\$560.00</b>
<b>TOURNAMENT MANAGER</b>	<b>-----</b>	<b>\$250.00</b>
<b>BOOKKEEPER</b>	<b>-----</b>	<b>\$100.00</b>
<b>CLEAN-UP</b>	<b>-----</b>	<b>\$300.00</b>
<b>PARKING</b>	<b>-----</b>	<b>\$500.00</b>
<b>POSTERS/SIGNS</b>	<b>-----</b>	<b>\$235.00</b>
<b>SUPPLIES</b>	<b>-----</b>	<b>\$200.00</b>
<b>SECURITY</b>	<b>-----</b>	<b>\$450.00</b>

**TOTAL: \$6500.00**



**KHSAA Regional Basketball Tournament Financial Report**  
 (return one copy to KHSAA by published deadlines. File separate reports if Girls and Boys  
 Tournaments are held separately)

KHSAA Form BK106  
Rev. 01/06

REGION # 13 BOYS \_\_\_\_\_ or GIRLS X HELD AT THE ARENA IN CORBIN DATES MARCH 1-6

Part A	REVENUE ITEMS	Price(s)	Receipts	Totals
	Ticket Sales		\$26,696.50	
	Broadcasting			
	Sponsorship			
	TOTAL REVENUE (1)			\$26,696.50
Part B	EXPENSE ITEMS		Expenses	
	Game Officials		\$1,892.10	
	Trophies		\$378.70	
	Travel for Participating Teams		\$1,038.08	
	Other Itemized Expenses approved by majority vote of schools in tournament (provide separate listing or list on back of this form)		\$12,265.64	
	TOTAL EXPENSES (2)			\$15,574.52
Part C	Net Profit (Part A (1) minus Part B (2) total)			\$11,121.98
Part D	HOST SITE SHARE OF TICKET REVENUE ABOVE \$50,000.00		\$2,004.38	
Part E	Profit Subject to Division by Schools (Part C minus Part D)			\$9,117.60
Part F	Amount set aside for <u>ALL 13<sup>TH</sup> REGION SCHOOLS</u> per THE ARENA Agreement		\$0.00	
Part G	Amount to be Divided Among Participating Schools (Part E minus Part F)			\$9,117.60

**LIST BELOW INDIVIDUAL AMOUNTS FOR REGIONAL TOURNAMENT NET PROFITS FROM PART E ABOVE, NOT INCLUDING TRAVEL EXPENSES**

School	Amount	School	Amount	School	Amount
BELL COUNTY	651.26	SOUTH LAUREL	1308.94		
CLAY COUNTY	1953.77	WHITLEY CO	651.26		
HARLAN CO	1953.77				
LYNN CAMP	651.26				
NORTH LAUREL	1302.51				
PINEVILLE	651.26				

**PAID ATTENDANCE BY SESSIONS (Tickets Sold NOT money received)**

BOYS		GIRLS		COMBINED	
Session	Paid	Session	Paid	Session	Paid
1		1	880		
2		2	780		
3		3	1265		
4		4	754		
5					
6					
7					
Total		Total	3,679	Total	

**\*\* NOTE \*\* IF ANY OTHER PLAN FOR THE DIVISION OF TOURNAMENT RECEIPTS IS USED, A MAJORITY VOTE OF THE PARTICIPATING SCHOOLS MUST BE OBTAINED, DOCUMENTED, AND SENT TO THE KHSAA.**

MANAGER J. Michael Black

SCHOOL ALHS

DAYTIME PHONE 606-562-4699



**KHSAA Regional Basketball Tournament Financial Report**  
 (return one copy to KHSAA by published deadlines. File separate reports if Girls and Boys  
 Tournaments are held separately)

KHSAA Form BK106  
Rev. 01/06

REGION # 13 BOYS X HELD AT THE ARENA IN CORBIN DATES MARCH 3-8

Part A	REVENUE ITEMS	Price(s)	Receipts	Totals
	Ticket Sales		\$84,537.00	
	Broadcasting			
	Sponsorship			
	TOTAL REVENUE (1)			\$84,537.00
Part B	EXPENSE ITEMS		Expenses	
	Game Officials		\$1,888.60	
	Trophies		\$378.70	
	Travel for Participating Teams		\$707.68	
	Other Itemized Expenses approved by majority vote of schools in tournament (provide separate listing or list on back of this form)		\$15,704.02	
	TOTAL EXPENSES (2)			\$18,679.00
Part C	Net Profit (Part A (1) minus Part B (2) total)			\$65,858.00
Part D	HOST SITE SHARE OF TICKET REVENUE ABOVE \$50,000.00		\$11,485.61	
Part E	Profit Subject to Division by Schools (Part C minus Part D)			\$54,372.39
Part F	Amount set aside for non participating schools by vote of ALL schools per Constitution Article VII, Section 2		\$25,500.00	
Part G	Amount to be Divided Among Participating Schools (Part E minus Part F)			\$28,872.39

**LIST BELOW INDIVIDUAL AMOUNTS FOR REGIONAL TOURNAMENT NET PROFITS FROM PART E ABOVE, NOT INCLUDING TRAVEL EXPENSES**

School	Amount	School	Amount	School	Amount
BARBOURVILLE	2062.31	NORTH LAUREL	6186.94		
BELL COUNTY	2062.31	SOUTH LAUREL	4124.63		
CLAY COUNTY	4124.63				
CORBIN	6186.94				
HARLAN COUNTY	2062.31				
KNOX CENTRAL	2062.31				

**PAID ATTENDANCE BY SESSIONS (Tickets Sold NOT money received)**

BOYS		GIRLS		COMBINED	
Session	Paid	Session	Paid	Session	Paid
1	2146				
2	2480				
3	3212				
4	3247				
5					
6					
7					
Total	11,085	Total		Total	

**\*\* NOTE \*\* IF ANY OTHER PLAN FOR THE DIVISION OF TOURNAMENT RECEIPTS IS USED, A MAJORITY VOTE OF THE PARTICIPATING SCHOOLS MUST BE OBTAINED, DOCUMENTED, AND SENT TO THE KHSAA.**

MANAGER J. Michael Black


SCHOOL NLHS

DAYTIME PHONE 606.862.4699

SMG The Arena  
Event Settlement  
13th Region Tournament  
March 1-8, 2010

	# of Tickets	Amount
<b><u>Ticket Sales</u></b>		
Gross Ticket Sales	14,587	\$ 109,447.50
Tickets paid by NLHS	177	1,786.00
Comps	1,152	
<b><u>Total Ticket Sales</u></b>	<b>15,916</b>	<b>\$ 111,233.50</b>
<b><u>Less: Taxes</u></b>		
Sales Tax - Exempt per Revenue Cabinet		\$ -
<b><u>Net Ticket Sales</u></b>		<b>\$ 111,233.50</b>
<b><u>Expenses:</u></b>		
		<b><u>Total</u></b>
Guarantee		\$ 50,000.00
Referees		3,780.70
Cheer Judges		320.00
Trophies		757.40
Travel Expenses - Teams		1,745.76
Travel Expenses - Tournament Manager (\$0.50 per mile, 42.78 miles per trip, 20 trips)		427.80
Team Meals		1,494.45
13th Region Staff		2,300.00
Spotlight Operators		240.00
13th Region Banner		300.00
Arena Staff		22,812.41
Copier Rental		75.00
<b><u>Total Expenses</u></b>		<b>\$ 84,253.52</b>
<b><u>Net Profit / (Loss)</u></b>		<b>\$ 26,979.98</b>
<b><u>Adjustments to 13th Region Share:</u></b>		
		<b><u>Total</u></b>
The Arena Share		\$ (13,489.99)
Guarantee		50,000.00
<b><u>Total Adjustments</u></b>		<b>\$ 36,510.01</b>
<b><u>Net Due to / (from) 13th Region</u></b>		<b>\$ 63,489.99</b>

SMG Approval \_\_\_\_\_ Date \_\_\_\_\_

*J. Michael Black*      3/17/10  
 Host School Approval \_\_\_\_\_ Date \_\_\_\_\_  
 (3/17/10)

13th Region Approval \_\_\_\_\_ Date \_\_\_\_\_





**KHSAA Regional Basketball Tournament Financial Report**  
 (return one copy to KHSAA by published deadlines. File separate reports if Girls and Boys  
 Tournaments are held separately)

KHSAA Form BK106  
Rev. 01/06

REGION # 14 BOYS      or GIRLS XX HELD AT Letcher County Central DATES 3-1,2,5, & 6

Part A	REVENUE ITEMS	Price(s)	Receipts	Totals
	Ticket Sales	5.00	14210	
	Broadcasting		-0-	
	Sponsorship		2000	
	TOTAL REVENUE (1)			16210
Part B	EXPENSE ITEMS		Expenses	
	Game Officials		1767.85	
	Trophies		856.00	
	Travel for Participating Teams		-0-	
	Other Itemized Expenses approved by majority vote of schools in tournament (provide separate listing or list on back of this form)		3204.16	
	TOTAL EXPENSES (2)			5828.01
Part C	Net Profit (Part A (1) minus Part B (2) total)			10381.99
Part D	Allowance to Host School - Maximum 15% for rental and incidental expenses unless otherwise approved by majority vote		1557.30	
Part E	Profit Subject to Division by Schools (Part C minus Part D)			8824.69
Part F	Amount set aside for non participating schools by vote of ALL schools per Constitution Article VII, Section 2		551.54	
Part G	Amount to be Divided Among Participating Schools (Part E minus Part F)			8273.15

**LIST BELOW INDIVIDUAL AMOUNTS FOR REGIONAL TOURNAMENT NET PROFITS FROM PART E ABOVE, NOT INCLUDING TRAVEL EXPENSES**

School	Amount	School	Amount	School	Amount
Breathitt County	2206.16	Jackson City	551.54	Buckhorn	61.28
Knott Co. Central	1654.62	Leslie County	551.54	Hazard	61.28
Letcher Co. Cent.	1103.08	Lee County	61.28	Cordia	61.28
Perry Co. Central	1103.08	Owsley County	61.28	Jenkins	61.28
Estill County	551.54	Wolfe County	61.28	June Buchanan	61.28
Powell County	551.54	Riverside Christia	61.28		

**PAID ATTENDANCE BY SESSIONS (Tickets Sold NOT money received)**

BOYS		GIRLS		COMBINED	
Session	Paid	Session	Paid	Session	Paid
1			490		
2			488		
3			1212		
4			652		
5					
6					
7					
Total		Total	2842	Total	

**\*\* NOTE \*\* IF ANY OTHER PLAN FOR THE DIVISION OF TOURNAMENT RECEIPTS IS USED, A MAJORITY VOTE OF THE PARTICIPATING SCHOOLS MUST BE OBTAINED, DOCUMENTED, AND SENT TO THE KHSAA.**

Ozz Jackson  
MANAGER

Letcher County Central  
SCHOOL

606-633-5628  
DAYTIME PHONE

(2)

**Girls 14<sup>th</sup> Region Basketball Tournament 2010**

**OTHER ITEMIZED EXPENSES:**

<b>Gate Workers:</b> <b>(ticket sellers – pass gate)</b>	<b>\$ 600.00</b>
<b>Game Crew:</b> <b>(timer – official book – PA – stats)</b>	<b>\$ 420.00</b>
<b>Hospitality Room Allowance:</b>	<b>\$ 500.00</b>
<b>Custodians:</b>	<b>\$ 822.66</b>
<b>Parking:</b>	<b>\$ 400.00</b>
<b>Security:</b>	<b>\$ 250.00</b>
<b>Printing:</b> <b>(tickets - passes – parking passes)</b>	<b>\$ 211.50</b>
<b>TOTAL:</b>	<b>\$3204.16</b>



**KHSAA Regional Basketball Tournament Financial Report**  
 (return one copy to KHSAA by published deadlines. File separate reports if Girls and Boys  
 Tournaments are held separately)

KHSAA Form BK106  
Rev. 01/06

REGION # 14 BOYS X or GIRLS \_\_\_\_\_ HELD AT BREATHITT CO. HIGH SCHOOL DATES 3/3,4,8,9/10

Part A	REVENUE ITEMS	Price(s)	Receipts	Totals
	Ticket Sales	5.00	41,450.00	
	Broadcasting			
	Sponsorship			
	<b>TOTAL REVENUE (1)</b>			<b>41,450.00</b>
Part B	EXPENSE ITEMS		Expenses	
	Game Officials		1,785.00	
	Trophies		578.40	
	Travel for Participating Teams			
	Other Itemized Expenses approved by majority vote of schools in tournament (provide separate listing or list on back of this form)		3900.00	
	<b>TOTAL EXPENSES (2)</b>			<b>6,263.40</b>
Part C	Net Profit (Part A (1) minus Part B (2) total)			35,186.60
Part D	Allowance to Host School - Maximum 15% for rental and incidental expenses unless otherwise approved by majority vote		5,277.99	
Part E	Profit Subject to Division by Schools (Part C minus Part D)			29,908.61
Part F	Amount set aside for non participating schools by vote of ALL schools per Constitution Article VII, Section 2		1869.29	
Part G	Amount to be Divided Among Participating Schools (Part E minus Part F)			28039.32

**LIST BELOW INDIVIDUAL AMOUNTS FOR REGIONAL TOURNAMENT NET PROFITS FROM PART E ABOVE, NOT INCLUDING TRAVEL EXPENSES**

School	Amount	School	Amount	School	Amount
BREATHITT(1)	1869.29	PERRY CNT. (3)	5607.87	LEE CO. (1/9)	207.70
J.B.S.(1)	1869.29	KNOTT CO.(4)	7477.16	ESTILL CO. (1/9)	207.70
OWSLEY CO.(1)	1869.29	RIVERSIDE (1/9)	207.70	JACKSON CITY (1/9)	207.70
POWELL CO.(1)	1869.29	LETCHER (1/9)	207.70	CORDIA (1/9)	207.70
WOLFE CO.(2)	3738.58	LESLIE CO. (1/9)	207.70	JENKINS (1/9)	207.70
HAZARD IND.(2)	3738.58	BUCKHORN(1/9)	207.70		

**PAID ATTENDANCE BY SESSIONS (Tickets Sold NOT money received)**

BOYS			GIRLS			COMBINED	
Session	Paid		Session	Paid		Session	Paid
1	6,405.00						
2	9,785.00						
3	15,105.00						
4	10,155.00						
5							
6							
7							
Total	41,450.00		Total			Total	

**\*\* NOTE \*\* IF ANY OTHER PLAN FOR THE DIVISION OF TOURNAMENT RECEIPTS IS USED, A MAJORITY VOTE OF THE PARTICIPATING SCHOOLS MUST BE OBTAINED, DOCUMENTED, AND SENT TO THE KHSAA.**

MIKE HOLCOMB

BREATHITT HIGH SCHOOL

606-666-8406

MANAGER

SCHOOL

DAYTIME PHONE

68  
37  
7

# BREATHITT COUNTY HIGH SCHOOL

2307 BOBCAT LANE  
JACKSON, KY. 41339



Derek McKnight, Principal  
Linda Bowling, Asst. Principal


Phone 606-666-7511  
Fax 606-666-7765

March 15, 2010

## 14<sup>th</sup> Region Boys Basketball Tournament

### Expense Report:

Printing	200.00
Workers (Clock, P.A., Book)	300.00
Workers (Tickets, Pass Gate)	800.00
Hospitality Room	500.00
Security	700.00
Clean up	1,000.00
Parking	400.00
Total	3,900.00



Breathitt County High School does not discriminate on the basis of race, color, national origin, age, religion, marital status, sex or handicap in employment, educational programs, or activities.

# SMG Eastern Kentucky Exposition Center

## Event Settlement

### 15th Region High School Basketball Tournaments

3/01/10 to 3/9/10

---

	# of Tickets	\$\$ Amount
<b>Gross Ticket Sales</b>	11,331	62,104.00
<b>Comps</b>	728	0.00
<b>Total Ticket Sales</b>	12,059	62,104.00
<b>Less: Taxes</b>		
Sales Tax-Exempt per Revenue		0.00
<b>Net Ticket Sales</b>	\$	62,104.00
<b>Total Event Revenue</b>		62,104.00
<b>Expenses:</b>		
Expo 50% of 12104		6,052.00
Referees		4,445.00
Trophies		1,991.40
Lanyards		0.00
Spirit Awards		1,000.00
Travel Ex		1,528.00
Cost of meals (pizzas \$25 per		2,800.00
Boys&Girls Championship Mo		2,000.00
		0
Guarantee to 15th Region		
Kelly Coleman Room/Travel		0.00
Sound Technician		600.00
15th Region Tournament Staff		2,200.00
Hospitality passes \$25 & ticket		1,620.00
Advertising		0.00

**Total Expenses** 24,236.40

**Net Due to / (from) Promoter** 37,867.60

**Adjustments to Promoter Share :**

EKEC Share  
Guarantee

**Net Due to / (from) Promoter** 37,867.60

\_\_\_\_\_  
SMG Approval Date

\_\_\_\_\_  
Promoter Approval Date

2007 15th Region Tournament  
Mileage Reimbursements

School	Number of Games -		Mileage per trip	Miles	Amount Due	Meals	Team Share	Check
	Boys	Girls						
Belfry High School	2	3	3	47	235	375		\$610.00
Eastridge	1	1	1	52	104	150		\$294.00
Shelby Valley High	3	2	2	25	125	375		\$500.00
Betsy Layne High	3	1	1	28	112	300		\$412.00
South Floyd	0	1	1	66	66	75		\$141.00
Phelps High	1	0	0	62	62	75		\$137.00
Lawrence County	2	2	2	132	528	300		\$828.00
Pike Co. Central	0	3	3	8	24	225		\$0.00
Sheldon Clark	1	1	1	110	220	150		\$249.00
Prestonsburg	1	0	0	52	52	75		\$370.00
<b>Totals</b>	<b>14</b>	<b>14</b>	<b>14</b>		<b>1528</b>	<b>2100</b>		<b>\$1,528</b>
Allen Central								
Pikeville								\$0.00
Magoffin County								\$0.00
Parrist								\$0.00
Paintsville								\$0.00
Johnson Central								\$0.00

0.00

2007 15th Region Tournament  
Mileage Reimbursements

School	Number of Games - Boys	Number of Games - Girls	Mileage per trip	Total Miles	Amount Due
Belfry High School	2	3	47	235	\$235
Eastridge	1	1	52	104	\$104
Shelby Valley High	3	2	25	125	\$125
Betsy Layne High	3	1	28	112	\$112
South Floyd	0	1	66	66	\$66
Phelps High	1	0	62	62	\$62
Lawrence County	2	2	132	528	\$528
	0	0	0	0	\$0
Pike Co. Central	0	3	8	24	\$24
Sheldon Clark	1	1	110	220	\$220
Prestonsburg	1	0	52	52	\$52
<b>Totals</b>	<b>14</b>	<b>14</b>		<b>1528</b>	<b>\$1,528</b>





**KHSAA Regional Basketball Tournament Financial Report**  
 (return one copy to KHSAA by published deadlines. File separate reports if Girls and Boys  
 Tournaments are held separately)

KHSAA Form BK106  
Rev. 01/06

REGION # 16 BOYS \_\_\_\_\_ of GIRLS x HELD AT Morehead State University 2010 DATES March 1 3 6

Part A	REVENUE ITEMS	Price(s)	Receipts	Totals
	Ticket Sales	\$5, \$7	16998.87	
	Broadcasting		475	
	Sponsorship		0	
	<b>TOTAL REVENUE (1)</b>			<b>17473.87</b>
Part B	EXPENSE ITEMS		Expenses	
	Game Officials		854.5	
	Trophies		734.7	
	Travel for Participating Teams		784	
	Other Itemized Expenses approved by majority vote of schools in tournament (provide separate listing or list on back of this form)		2479.17	
	<b>TOTAL EXPENSES (2)</b>			<b>4852.37</b>
Part C	Net Profit (Part A (1) minus Part B (2) total)			12621.5
Part D	Allowance to Host School - Maximum 15% for rental and incidental expenses unless otherwise approved by majority vote			1893.22
Part E	Profit Subject to Division by Schools (Part C minus Part D)			10728.28
Part F	Amount set aside for non participating schools by vote of ALL schools per Constitution Article VII, Section 2			0
Part G	Amount to be Divided Among Participating Schools (Part E minus Part F)			10728.28

**LIST BELOW INDIVIDUAL AMOUNTS FOR REGIONAL TOURNAMENT NET PROFITS FROM PART E ABOVE, NOT INCLUDING TRAVEL EXPENSES**

School	Amount	School	Amount	School	Amount
Ashland	1341.03	Russell	1341.03		
Boyd Co.	1341.03	West Carter	1341.03		
East Carter	1341.03				
Fleming Co.	1341.03				
Raceland	1341.03				
Rowan Co.	1341.03				

**PAID ATTENDANCE BY SESSIONS (Tickets Sold NOT money received)**

BOYS		GIRLS		COMBINED	
Session	Paid	Session	Paid	Session	Paid
1			1206		
2			1051		
3			1142		
4					
5					
6					
7					
Total		Total	3399	Total	

**\*\* NOTE \*\* IF ANY OTHER PLAN FOR THE DIVISION OF TOURNAMENT RECEIPTS IS USED, A MAJORITY VOTE OF THE PARTICIPATING SCHOOLS MUST BE OBTAINED, DOCUMENTED, AND SENT TO THE KHSAA.**

*Jeffrey Lites*  
 MANAGER

*Morehead State*  
 SCHOOL

*606-783-2515*  
 DAYTIME PHONE



**KHSAA Regional Basketball Tournament Financial Report**  
 (return one copy to KHSAA by published deadlines. File separate reports if Girls and Boys  
 Tournaments are held separately)

KHSAA Form BK106  
Rev. 01/06

REGION # 16 BOYS X or GIRLS \_\_\_\_\_ HELD AT Morehead State University 2010 DATES March 4 5 6 8

Part A	REVENUE ITEMS	Price(s)	Receipts	Totals
	Ticket Sales	\$5, \$7	42904	
	Broadcasting		400	
	Sponsorship		0	
	TOTAL REVENUE (1)			43304
Part B	EXPENSE ITEMS		Expenses	
	Game Officials		1879.50	
	Trophies		734.70	
	Travel for Participating Teams		2404	
	Other Itemized Expenses approved by majority vote of schools in tournament (provide separate listing or list on back of this form)		3799.87	
	TOTAL EXPENSES (2)			8818.07
Part C	Net Profit (Part A (1) minus Part B (2) total)			34485.93
Part D	Allowance to Host School - Maximum 15% for rental and incidental expenses unless otherwise approved by majority vote		5172.88	
Part E	Profit Subject to Division by Schools (Part C minus Part D)			29313.05
Part F	Amount set aside for non participating schools by vote of ALL schools per Constitution Article VII, Section 2		0	
Part G	Amount to be Divided Among Participating Schools (Part E minus Part F)			29313.05

**LIST BELOW INDIVIDUAL AMOUNTS FOR REGIONAL TOURNAMENT NET PROFITS FROM PART E ABOVE, NOT INCLUDING TRAVEL EXPENSES**

School	Amount	School	Amount	School	Amount
Ashland	3664.13	Lewis	3664.13		
East Carter	3664.13	Rowan	3664.13		
Elliott Co.	3664.13				
Fairview	3664.13				
Fleming Co	3664.13				
Greenup	3664.13				

**PAID ATTENDANCE BY SESSIONS (Tickets Sold NOT money received)**

BOYS		GIRLS		COMBINED	
Session	Paid	Session	Paid	Session	Paid
1	1917				
2	2024				
3	2122				
4	2517				
5					
6					
7					
Total	8580	Total		Total	

**\*\* NOTE \*\* IF ANY OTHER PLAN FOR THE DIVISION OF TOURNAMENT RECEIPTS IS USED, A MAJORITY VOTE OF THE PARTICIPATING SCHOOLS MUST BE OBTAINED, DOCUMENTED, AND SENT TO THE KHSAA.**

\_\_\_\_\_  
 MANAGER *Jeffrey Liles*     
 \_\_\_\_\_  
 SCHOOL *Morehead State*     
 \_\_\_\_\_  
 DAYTIME PHONE *606-783-2555*